JUNE 2026 HM MANNING SNAPSHOT

HM NEC MANNING 1 Jun 2026	NEC	BA	INV WITH PRIMARY NEC	INV/BA PRIMARY NEC	PRODUCTION NOTES	TOTAL INV W/NEC	TOTAL NEC INV/BA
SAR TECH	L00A	177	124	70.1%		124	70.1%
SUB IDC	L01A	200	177	88.5%		177	88.5%
JUNIOR SUB HM	L01B	N/A	N/A	N/A	Tracking Only	21	N/A
SO IDC	L02A	274	253	92.3%		253	92.3%
FIELD MED TECH	L03A	5423	6663	122.9%		10747	198.2%
AERO MED TECH	L04A	562	522	92.9%		522	92.9%
RAD HEALTH TECH	L05A	91	96	105.5%		97	106.6%
CV TECH	L06A	54	54	100.0%		97	179.6%
AERO PHYS TECH	L07A	86	72	83.7%		73	84.9%
BIOMED EQ TECH	L08A	502	387	77.1%		387	77.1%
NUC MED TECH	L09A	13	18	138.5%		18	138.5%
SURFACE IDC	L10A	1160	993	85.6%		994	85.7%
PREV MED TECH	L12A	707	624	88.3%		625	88.4%
HEMO TECH	L13A	13	15	115.4%		15	115.4%
OPTH SURG TECH	L14A	10	10	100.0%		11	110.0%
ULTRASOUND TECH	L15A	14	17	121.4%	2 Sailor carries all L17A/L15A/L16A NECs	19	135.7%
MAMO TECH	L16A	10	10	100.0%	2 Sailor carries all L17A/L15A/L16A NECs	11	110.0%
ADV X-RAY TECH	L17A	609	496	81.4%	Train to L15A & L16A	524	86.0%
CT TECH	L17B	N/A	N/A	N/A	Tracking Only Pending Billets	23	N/A
END TECH	L18A	17	15	88.2%		15	88.2%
OPTICIAN	L19A	158	118	74.7%		121	76.6%
PT TECH	L20A	207	179	86.5%		183	88.4%
OT TECH	L21A	12	11	91.7%		11	91.7%
PHARM TECH	L22A	605	439	72.6%		443	73.2%
SURG TECH	L23A	1053	863	82.0%	Train to L14A & L25A	915	86.9%
MENTAL HLTH	L24A	597	544	91.1%		548	91.8%
UROLOGY TECH	L25A	43	45	104.7%		45	104.7%
ORTHOPEDIC TECH	L26A	134	109	81.3%		109	81.3%
DIVE MED TECH	L27A	107	91	85.0%	Train to L28A	95	88.8%
DIVE IDC	L28A	120	88	73.3%		88	73.3%
MORTICIAN	L29A	14	14	100.0%		14	100.0%
HISTO TECH	L30A	26	19	73.1%		19	73.1%
MED LAB TECH	L31A	1099	797	72.5%		802	73.0%
RES THERAPIST	L32A	191	167	87.4%		168	88.0%
DENTAL ASSISTANT	L33A	1486	1475	99.3%		1511	101.7%
DENT HYGIENIST	L35A	90	55	61.1%		55	61.1%
DENT LAB BASIC	L36A	90	72	80.0%	Train to L37A	77	85.6%
DENT LAB ADV	L37A	97	77	79.4%		78	80.4%
DENT ORALMAX	L38A	8	5	62.5%		5	62.5%
EMERGENCY MED TECH	L50A	N/A	N/A	N/A	Tracking Only	597	N/A
PARAMEDIC	L50B	10	0	0.0%	PNEC Pending	49	N/A
POMI	L60A	N/A	N/A	N/A	Tracking Only	80	N/A
DRUG & ALCOHOL COUNS. INTERN	810B	55	63	114.5%	Train to 810C 7 other HM NECs have the 810B NEC	70	127.3%
DRUG & ALCOHOL COUNSELOR	810C	93	44	47.3%	1 other HM NECs have the 810C NEC	45	48.4%

		BA	INV	INV/BA
General Duty HM	0000/L03A	15681	16336	104.2%
NECs (less L03A)		10784	9158	84.9%
NOS G000 TOTAL		26465	25494	96.3%

Criticaly Undermanned <85%	Undermanned 85%-94%	Healthy 95%-104%	Overmanned >105%

JUNE 2026 HM MANNING SNAPSHOT

NOS G000-All

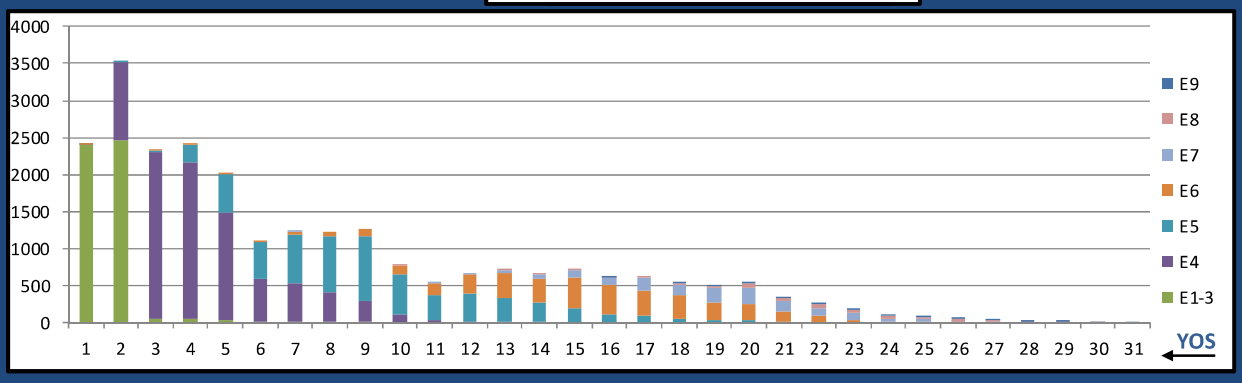

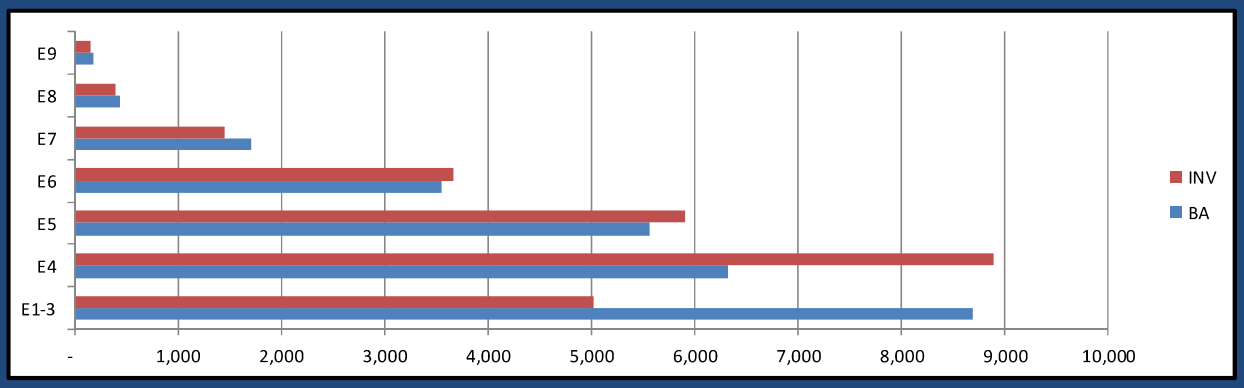

	E1-3	E4	E5	E6	E7	E8	E9	Total
%INV to BA	58%	141%	106%	103%	85%	88%	89%	**96%**
BA	8,690	6,319	5,562	3,553	1,715	446	180	**26,465**
Total Inventory	5,019	8,889	5,908	3,666	1,461	391	160	**25,494**
SJA Inventory	**93%**		**105%**		**86%**			

JUNE 2026 HM MANNING SNAPSHOT

G000 GEN DUTY (0000/L03A)

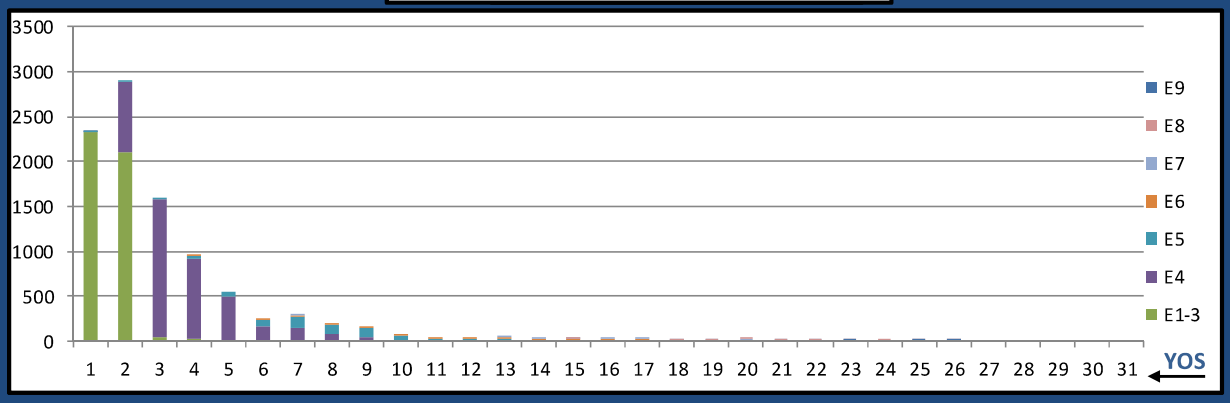

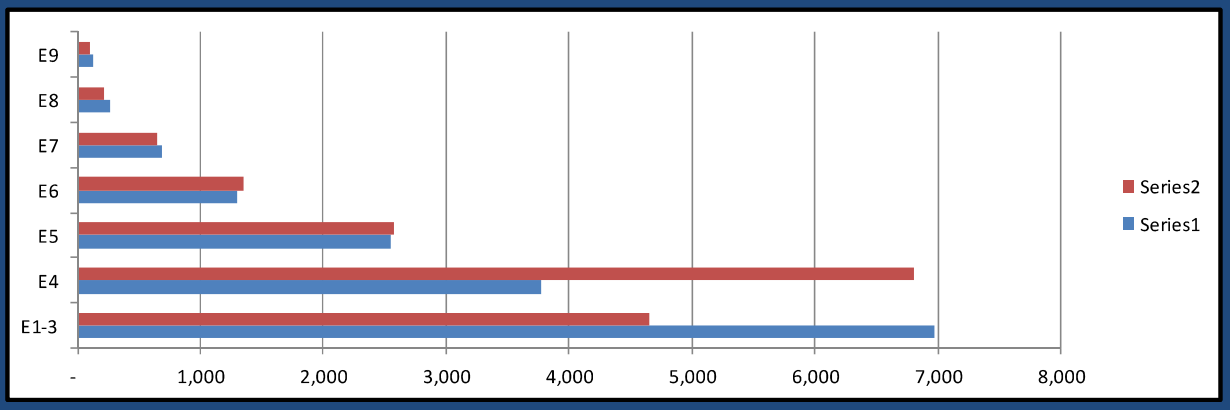

	E1-3	E4	E5	E6	E7	E8	E9	Total
%INV to BA	67%	180%	101%	104%	95%	80%	77%	**104%**
BA	6,970	3,775	2,554	1,296	681	264	128	**15,668**
Total Inventory	4,651	6,803	2,574	1,351	646	212	99	**16,336**
SJA Inventory	**107%**		**102%**		**89%**			

JUNE 2026 HM MANNING SNAPSHOT

L00A SAR TECH

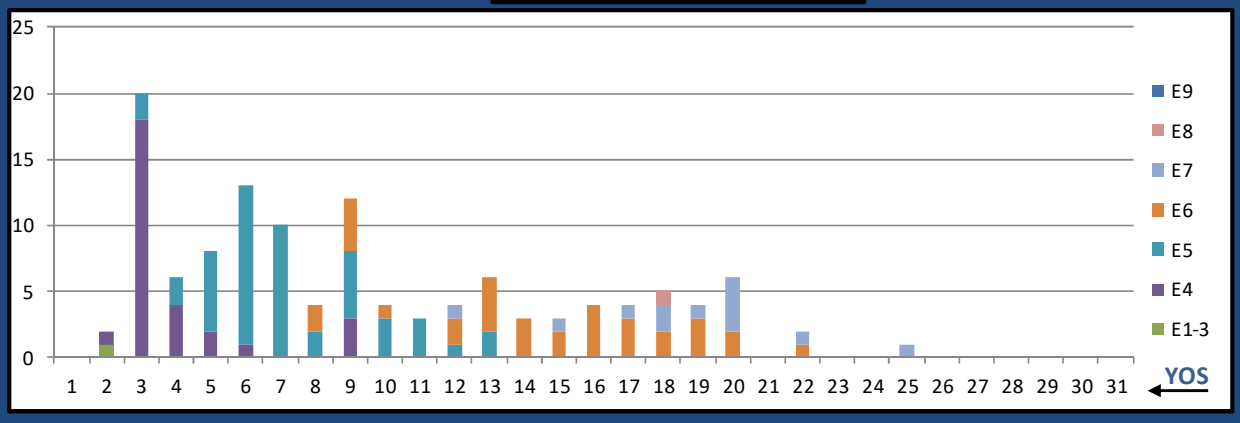

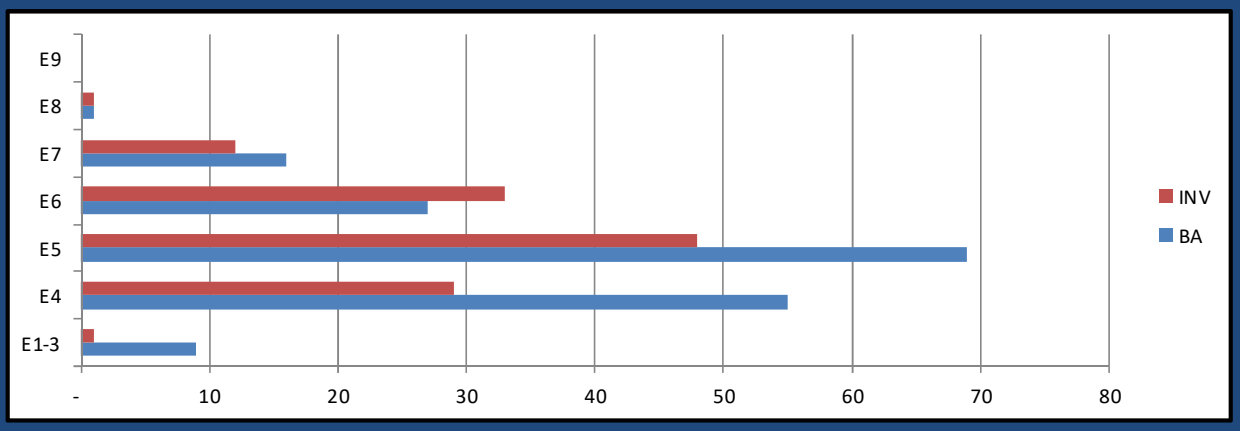

	E1-3	E4	E5	E6	E7	E8	E9	Total
%INV to BA	11%	53%	70%	122%	75%	100%	0%	**70%**
BA	9	55	69	27	16	1	-	**177**
Total Inventory	1	29	48	33	12	1	-	**124**
SJA Inventory	**47%**		**84%**		**76%**			

JUNE 2026 HM MANNING SNAPSHOT

L01A SUB FORCE IDC

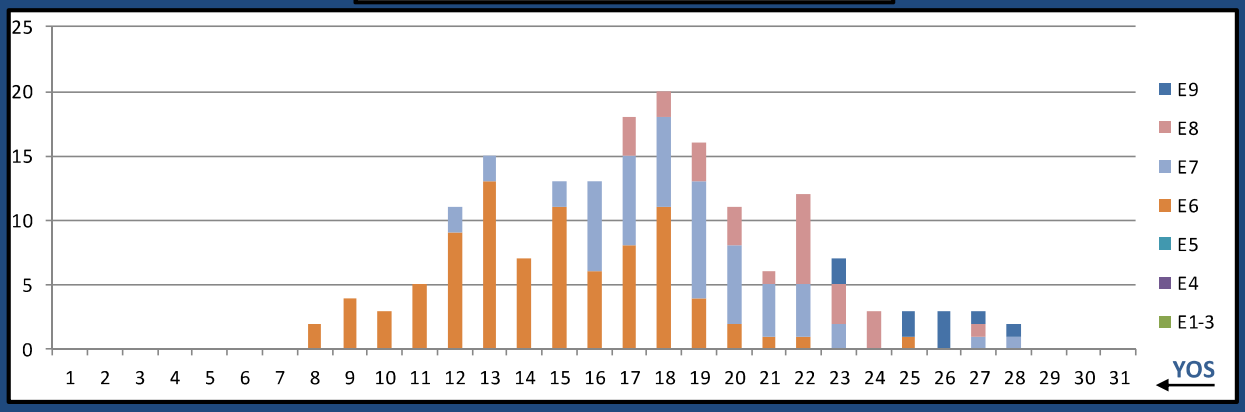

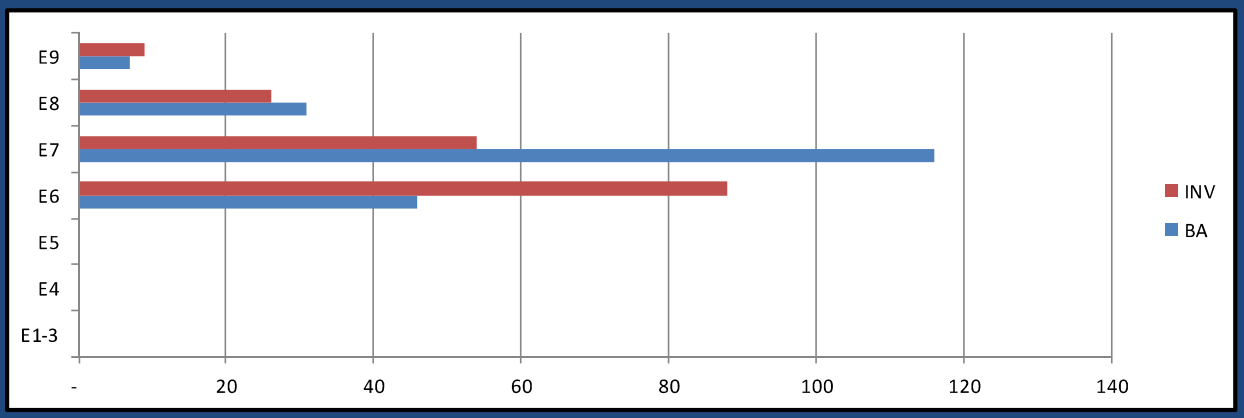

	E1-3	E4	E5	E6	E7	E8	E9	Total
%INV to BA	0%	0%	0%	191%	47%	84%	129%	**89%**
BA	-	-	-	46	116	31	7	**200**
Total Inventory	-	-	-	88	54	26	9	**177**
SJA Inventory	**#DIV/0!**		**191%**		**58%**			

JUNE 2026 HM MANNING SNAPSHOT

L02A SO IDC

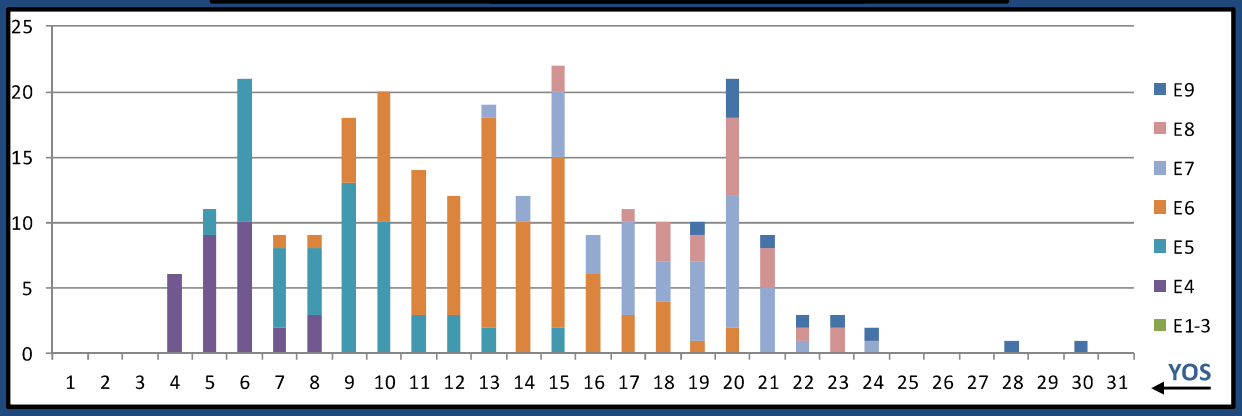

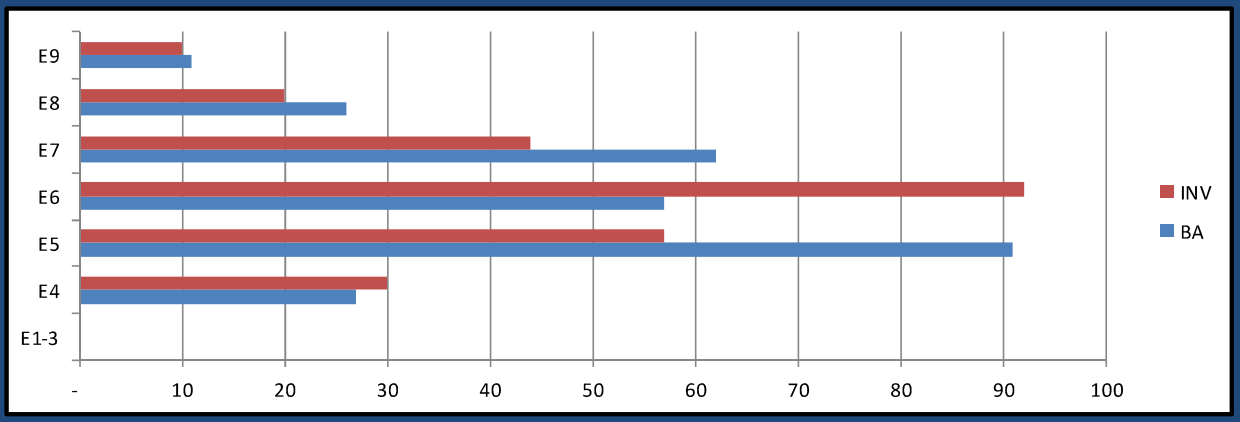

	E1-3	E4	E5	E6	E7	E8	E9	Total
%INV to BA	0%	111%	63%	161%	71%	77%	91%	**92%**
BA	-	27	91	57	62	26	11	**274**
Total Inventory	-	30	57	92	44	20	10	**253**
SJA Inventory	**111%**		**101%**		**75%**			

JUNE 2026 HM MANNING SNAPSHOT

L03A FLD MED TECH

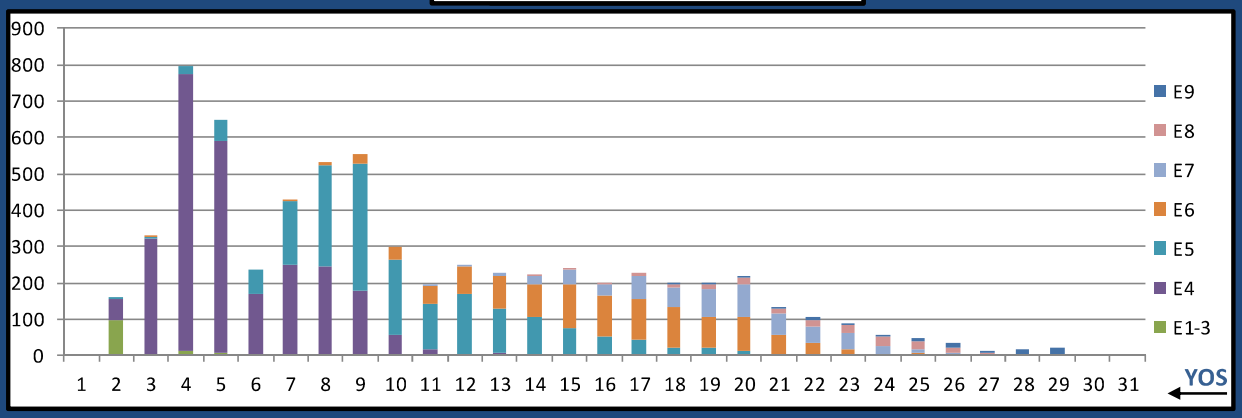

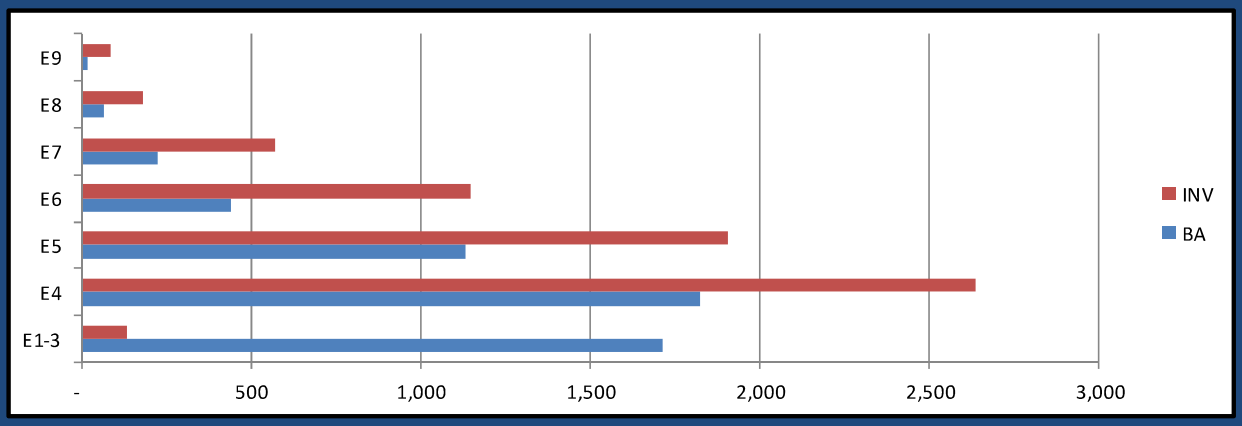

	E1-3	E4	E5	E6	E7	E8	E9	Total
%INV to BA	8%	144%	168%	260%	255%	279%	478%	**123%**
BA	1,715	1,826	1,133	441	224	66	18	**5,423**
Total Inventory	133	2,637	1,904	1,147	572	184	86	**6,663**
SJA Inventory	**78%**		**194%**		**273%**			

JUNE 2026 HM MANNING SNAPSHOT

L04A AERO MED TECH

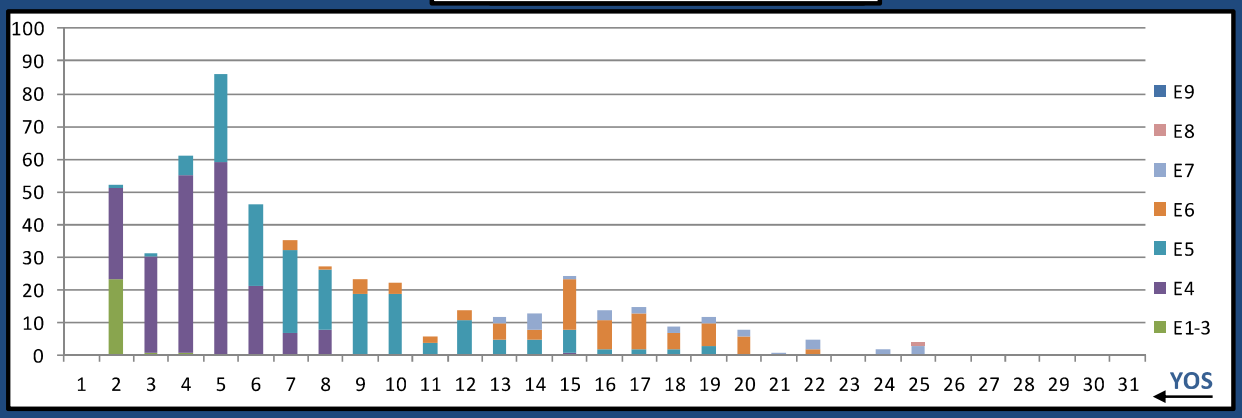

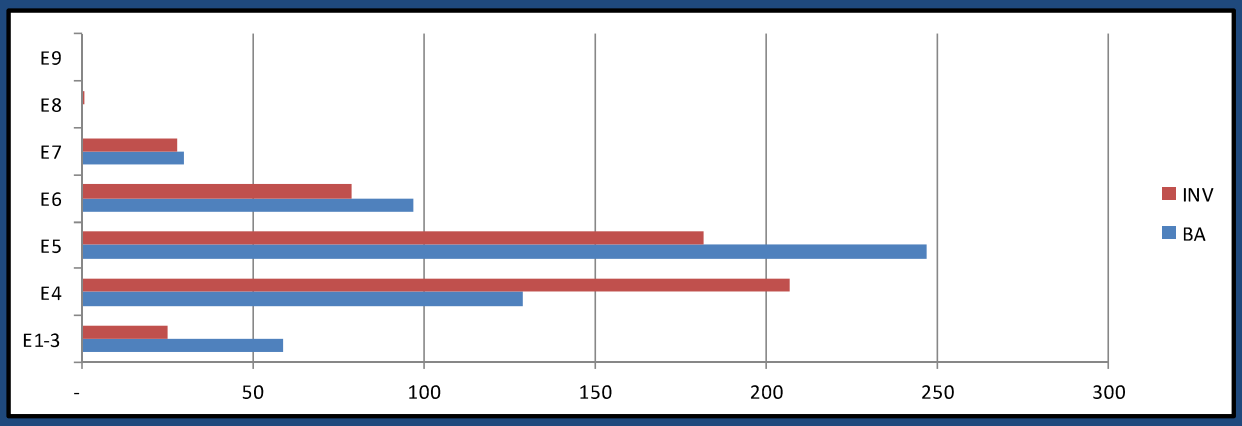

	E1-3	E4	E5	E6	E7	E8	E9	Total
%INV to BA	42%	160%	74%	81%	93%	0%	0%	**93%**
BA	59	129	247	97	30	-	-	**562**
Total Inventory	25	207	182	79	28	1	-	**522**
SJA Inventory	**123%**		**76%**		**97%**			

JUNE 2026 HM MANNING SNAPSHOT

L05A RAD HLTH TECH

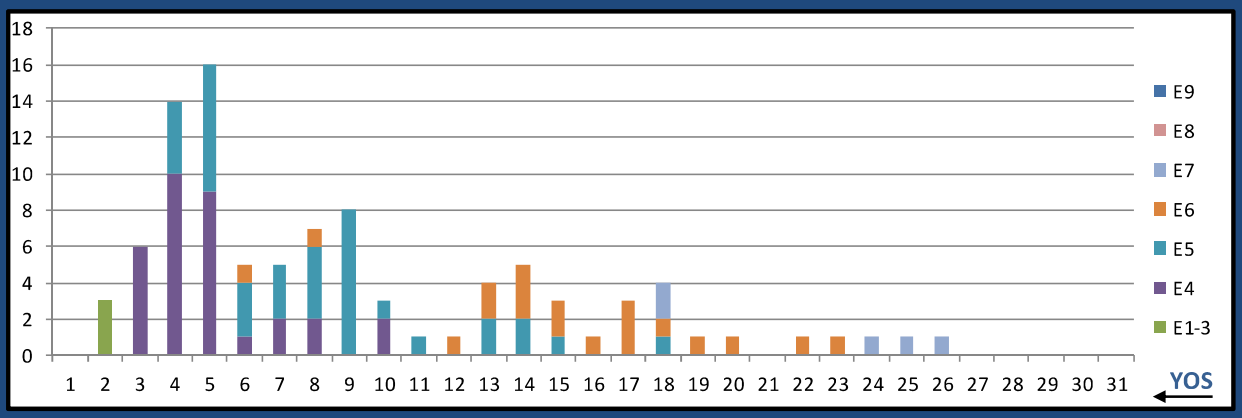

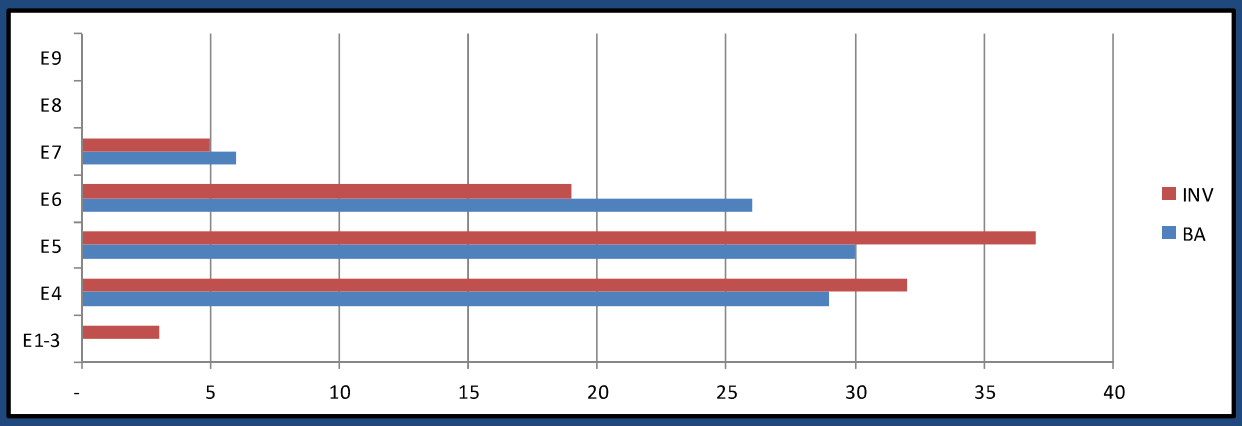

	E1-3	E4	E5	E6	E7	E8	E9	Total
%INV to BA	0%	110%	123%	73%	83%	0%	0%	**105%**
BA	-	29	30	26	6	-	-	**91**
Total Inventory	3	32	37	19	5	-	-	**96**
SJA Inventory	**121%**		**100%**		**83%**			

JUNE 2026 HM MANNING SNAPSHOT

L06A CV TECH

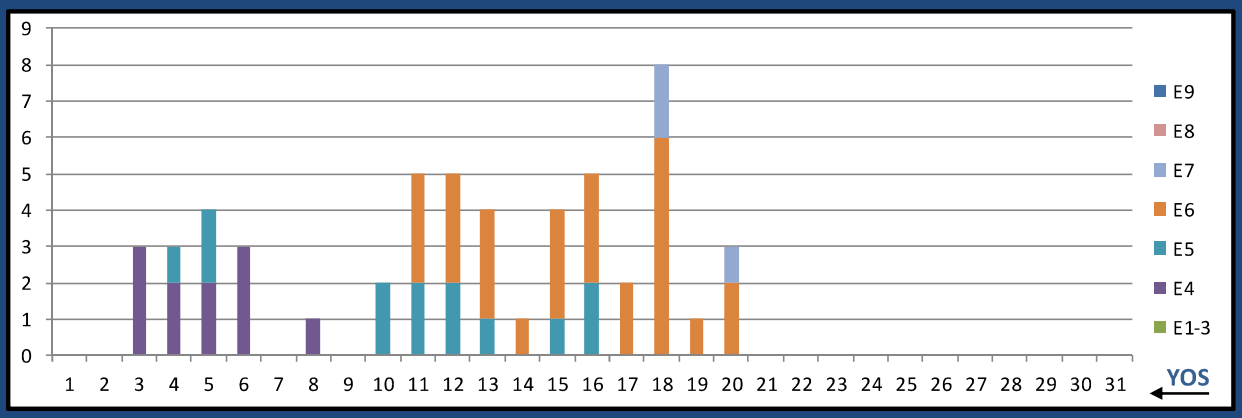

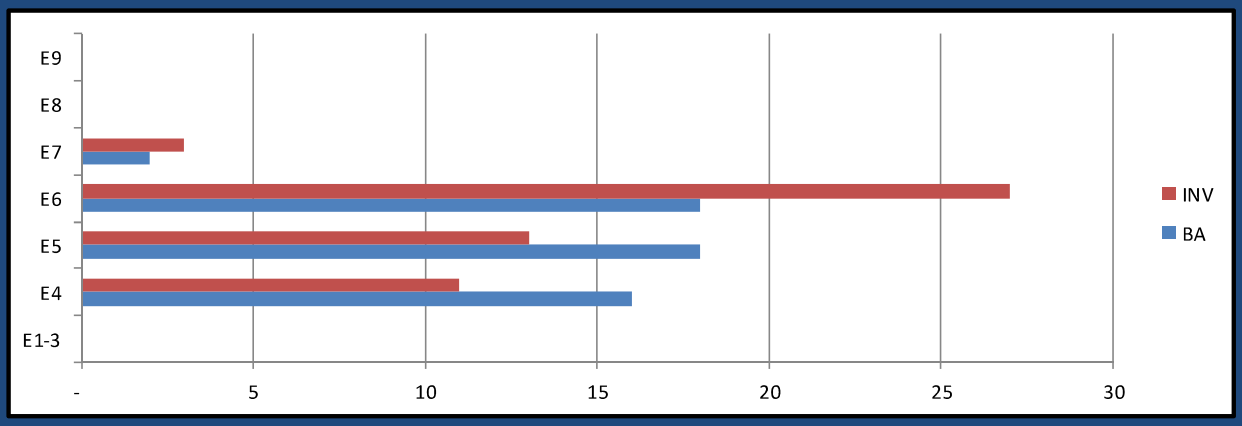

	E1-3	E4	E5	E6	E7	E8	E9	Total
%INV to BA	0%	69%	72%	150%	150%	0%	0%	**100%**
BA	-	16	18	18	2	-	-	**54**
Total Inventory	-	11	13	27	3	-	-	**54**
SJA Inventory	**69%**		**111%**		**150%**			

JUNE 2026 HM MANNING SNAPSHOT

L07A AERO PHYS TECH

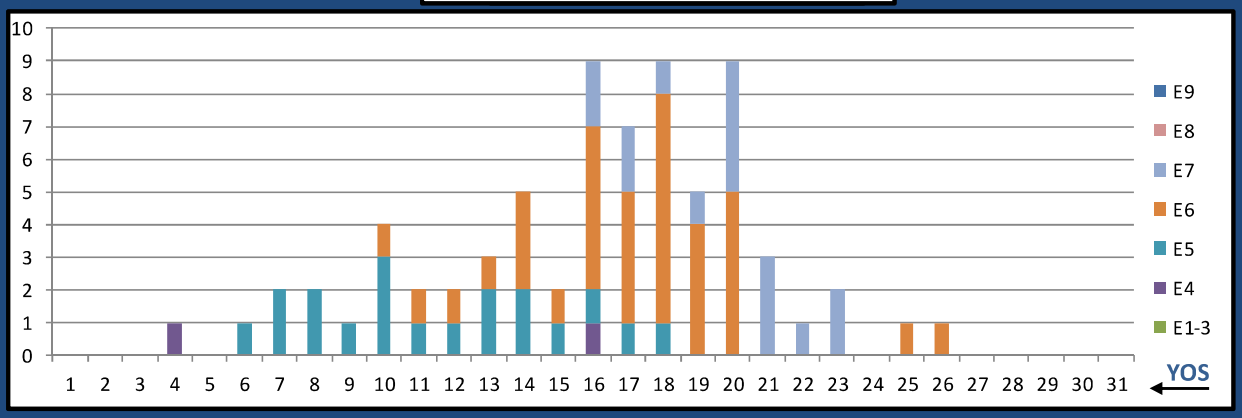

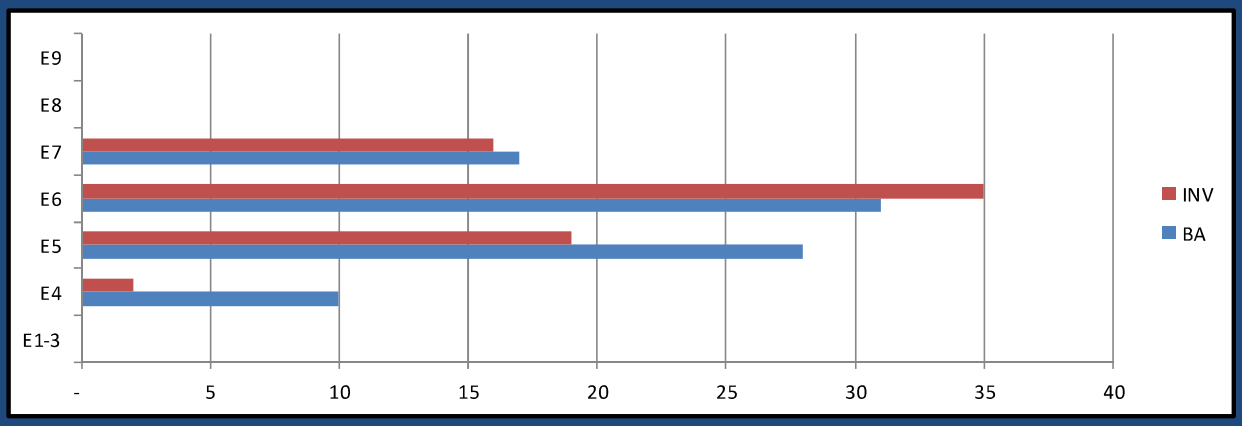

	E1-3	E4	E5	E6	E7	E8	E9	Total
%INV to BA	0%	20%	68%	113%	94%	0%	0%	**84%**
BA	-	10	28	31	17	-	-	**86**
Total Inventory	-	2	19	35	16	-	-	**72**
SJA Inventory	**20%**		**92%**		**94%**			

JUNE 2026 HM MANNING SNAPSHOT

L08A BIOMED EQ TECH

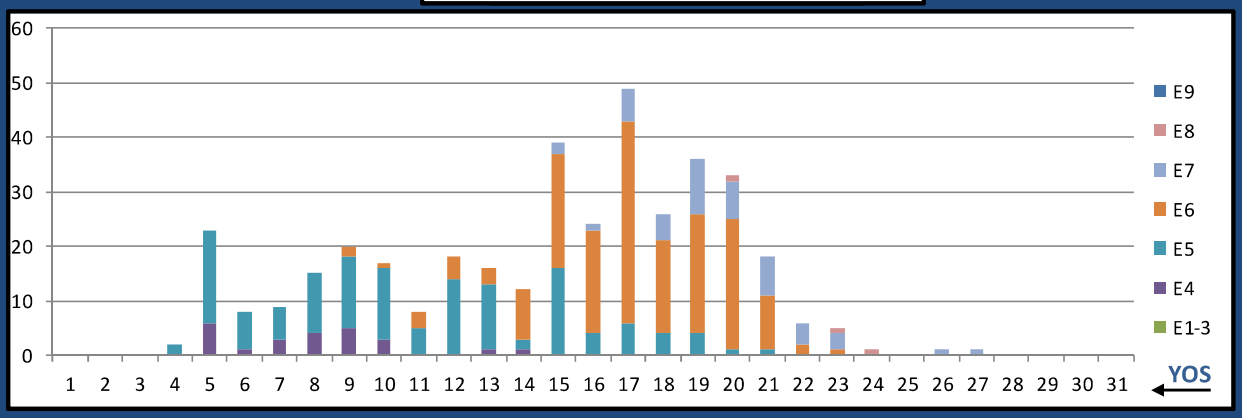

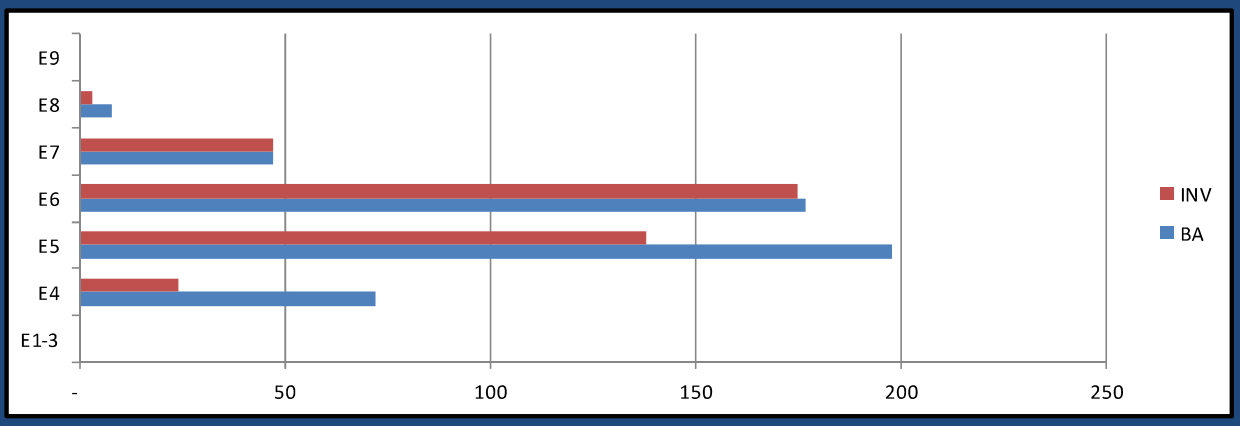

	E1-3	E4	E5	E6	E7	E8	E9	Total
%INV to BA	0%	33%	70%	99%	100%	38%	0%	**77%**
BA	-	72	198	177	47	8	-	**502**
Total Inventory	-	24	138	175	47	3	-	**387**
SJA Inventory	**33%**		**83%**		**91%**			

JUNE 2026 HM MANNING SNAPSHOT

L09A NUC MED TECH

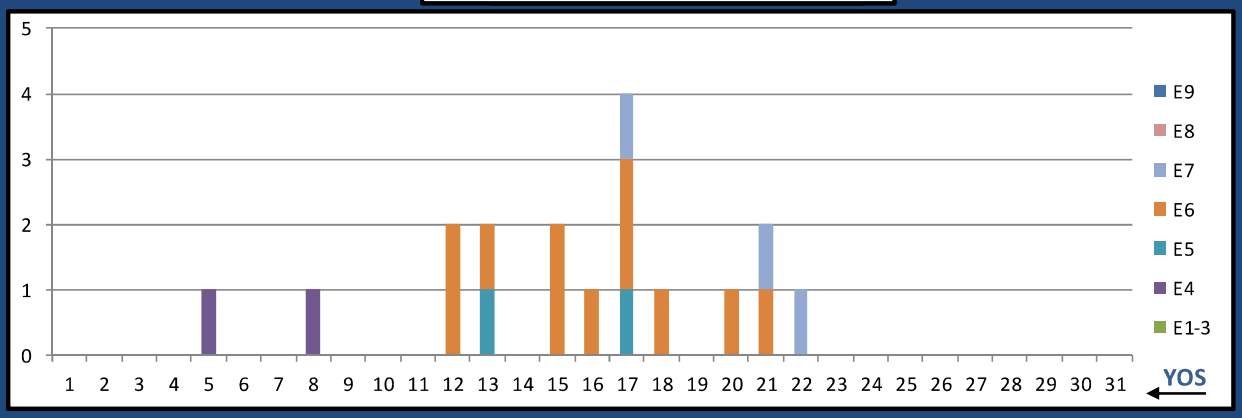

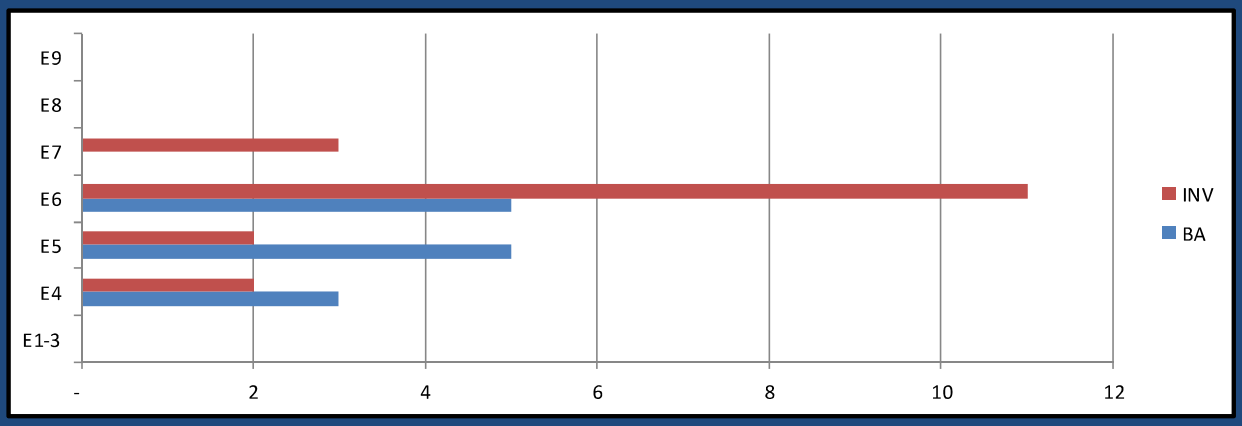

	E1-3	E4	E5	E6	E7	E8	E9	Total
%INV to BA	0%	67%	40%	220%	0%	0%	0%	**138%**
BA	-	3	5	5	-	-	-	**13**
Total Inventory	-	2	2	11	3	-	-	**18**
SJA Inventory	**67%**		**130%**		**#DIV/0!**			

JUNE 2026 HM MANNING SNAPSHOT

L10A SURFACE FORCE IDC

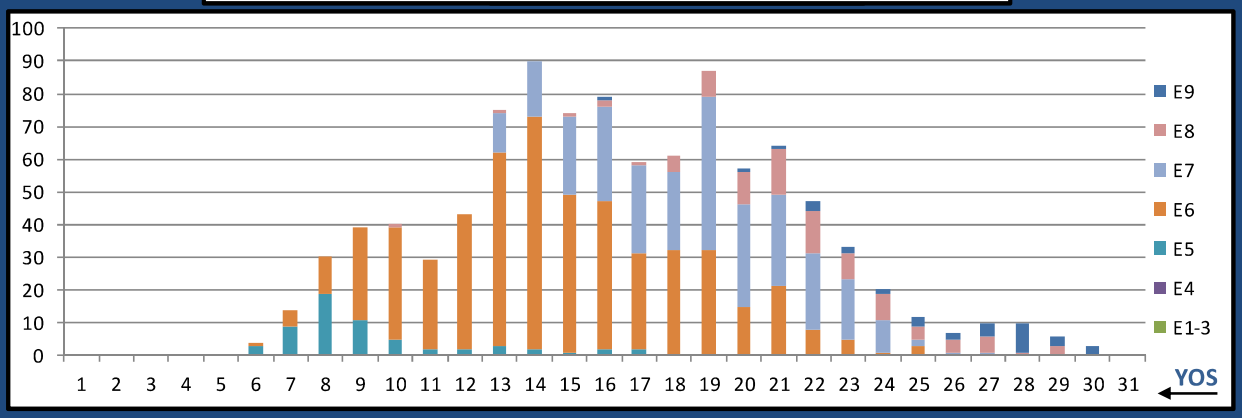

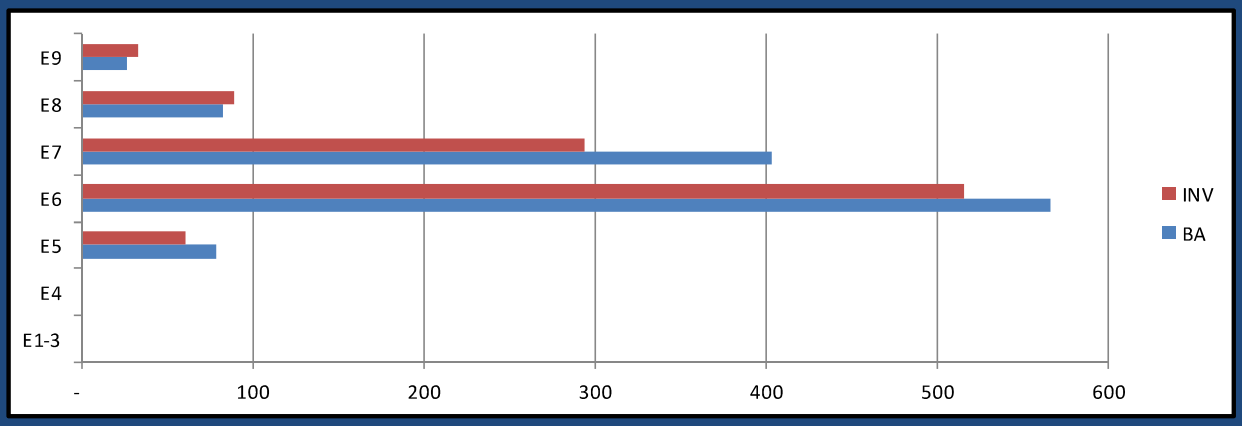

	E1-3	E4	E5	E6	E7	E8	E9	Total
%INV to BA	0%	0%	77%	91%	73%	107%	122%	**86%**
BA	-	-	79	567	404	83	27	**1,160**
Total Inventory	-	-	61	516	294	89	33	**993**
SJA Inventory	**#DIV/0!**		**89%**		**81%**			

JUNE 2026 HM MANNING SNAPSHOT

L12A PREV MED TECH

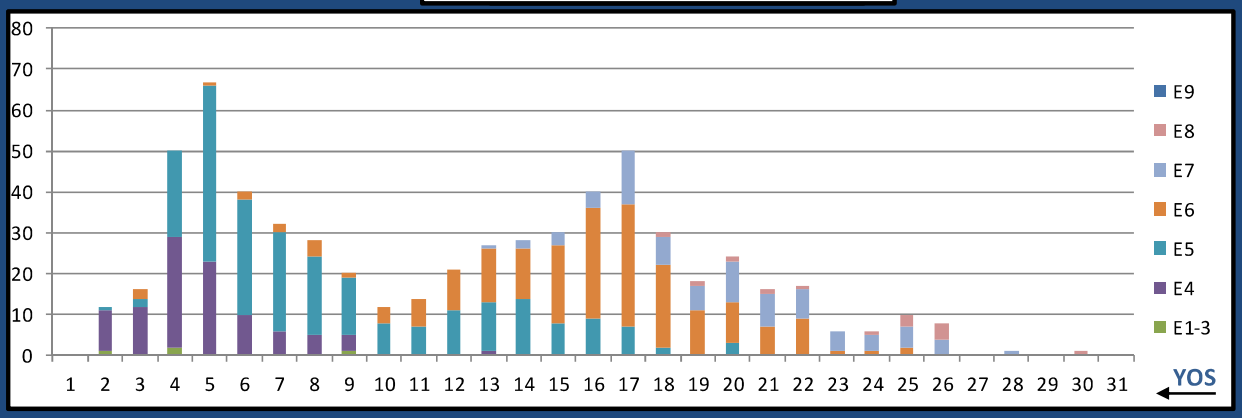

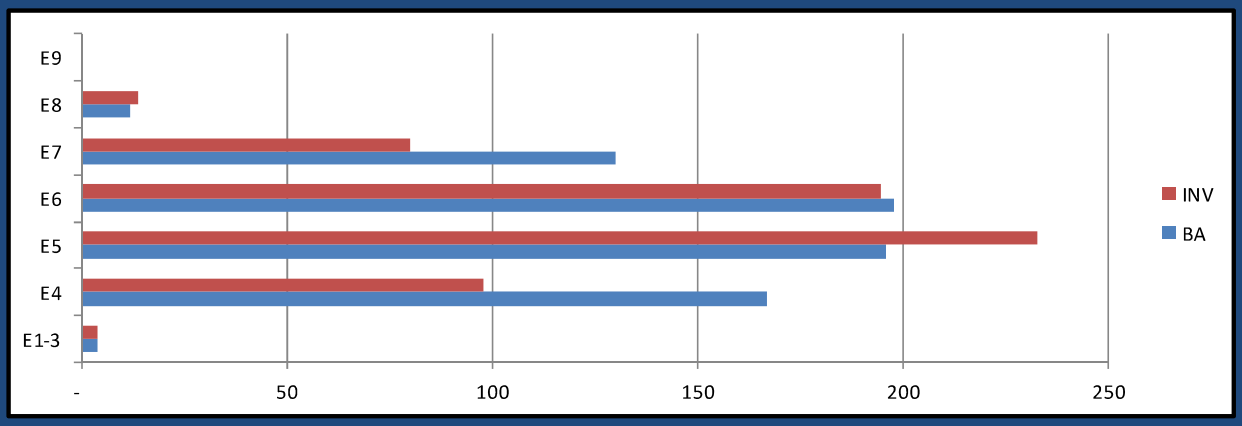

	E1-3	E4	E5	E6	E7	E8	E9	Total
%INV to BA	100%	59%	119%	98%	62%	117%	0%	**88%**
BA	4	167	196	198	130	12	-	**707**
Total Inventory	4	98	233	195	80	14	-	**624**
SJA Inventory	**60%**		**109%**		**66%**			

JUNE 2026 HM MANNING SNAPSHOT

L13A HEMO TECH

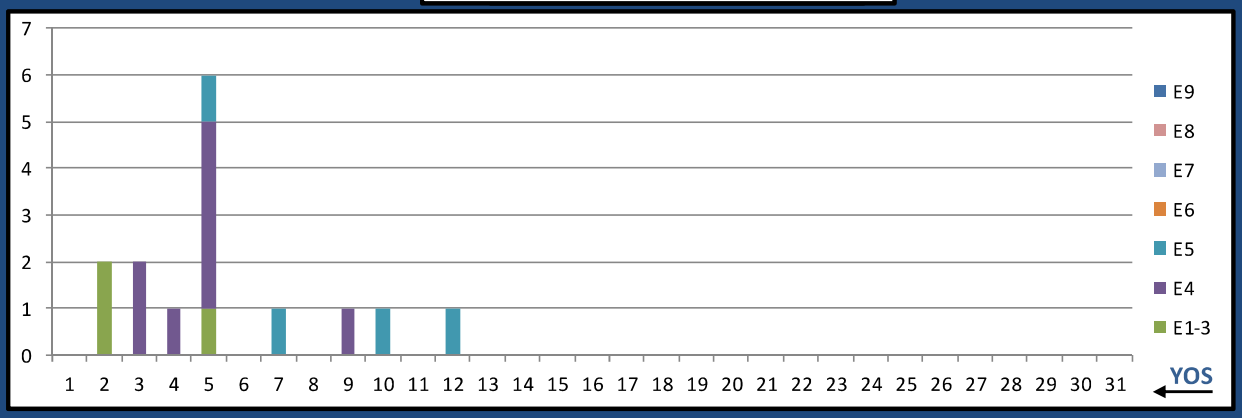

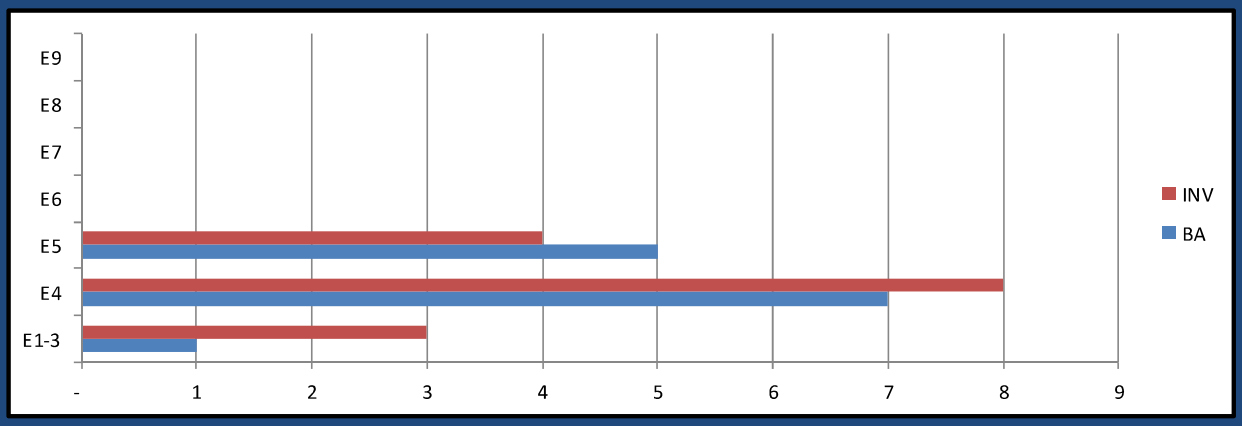

	E1-3	E4	E5	E6	E7	E8	E9	Total
%INV to BA	300%	114%	80%	0%	0%	0%	0%	**115%**
BA	1	7	5	-	-	-	-	**13**
Total Inventory	3	8	4	-	-	-	-	**15**
SJA Inventory	**138%**		**80%**		**#DIV/0!**			

JUNE 2026 HM MANNING SNAPSHOT

L14A OPTH SURG TECH

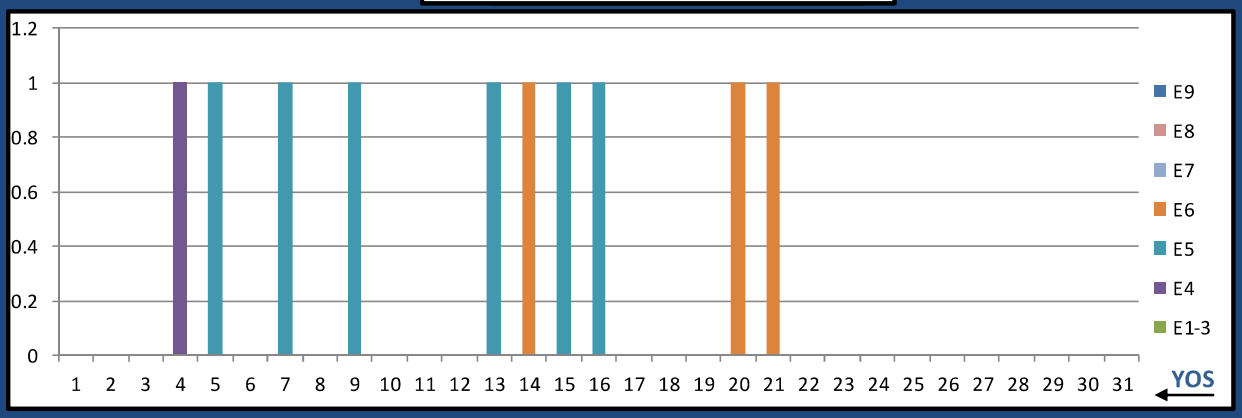

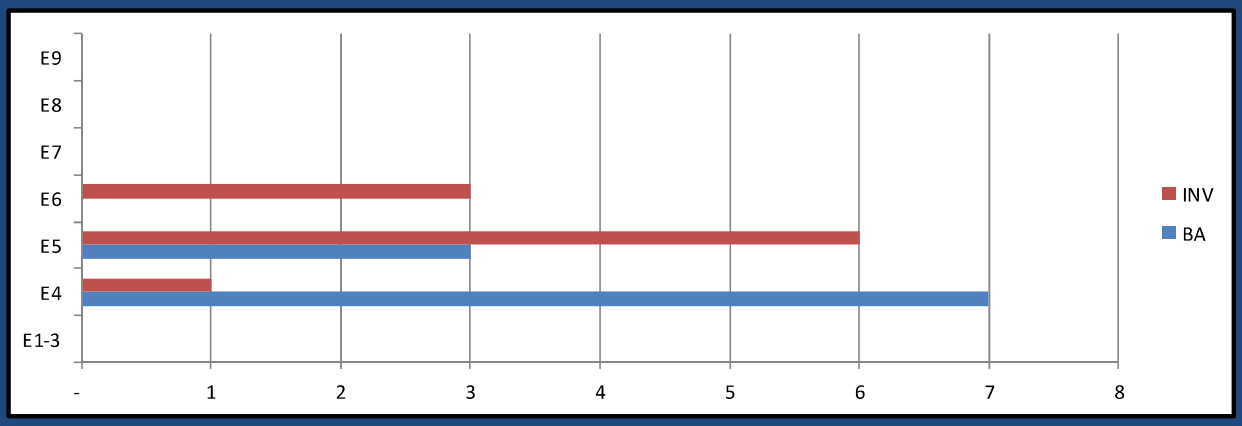

	E1-3	E4	E5	E6	E7	E8	E9	Total
%INV to BA	0%	14%	200%	0%	0%	0%	0%	**100%**
BA	-	7	3	-	-	-	-	**10**
Total Inventory	-	1	6	3	-	-	-	**10**
SJA Inventory	**14%**		**300%**		**#DIV/0!**			

JUNE 2026 HM MANNING SNAPSHOT

L15A ULTRASOUND TECH

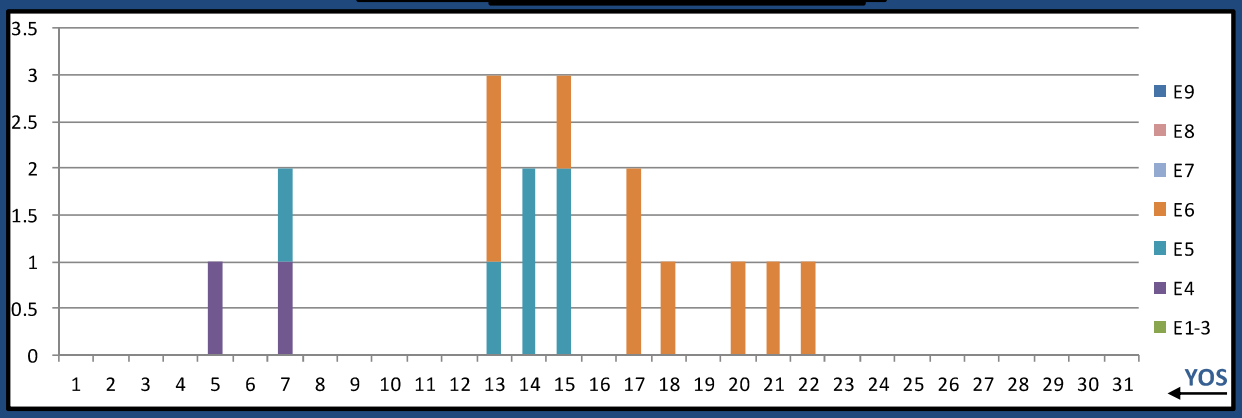

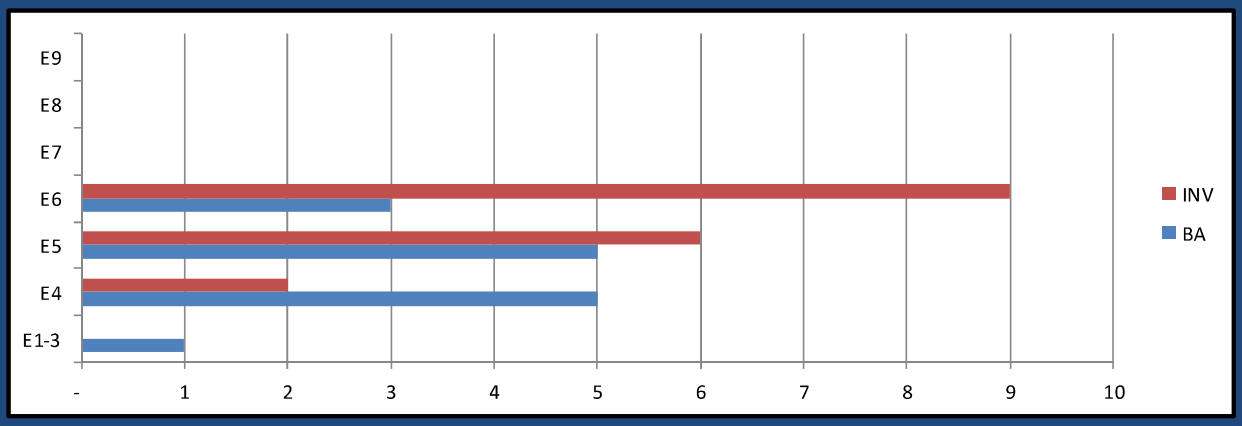

	E1-3	E4	E5	E6	E7	E8	E9	Total
%INV to BA	0%	40%	120%	300%	0%	0%	0%	**121%**
BA	1	5	5	3	-	-	-	**14**
Total Inventory	-	2	6	9	-	-	-	**17**
SJA Inventory	**33%**		**188%**		**#DIV/0!**			

JUNE 2026 HM MANNING SNAPSHOT

L16A MAMMO TECH

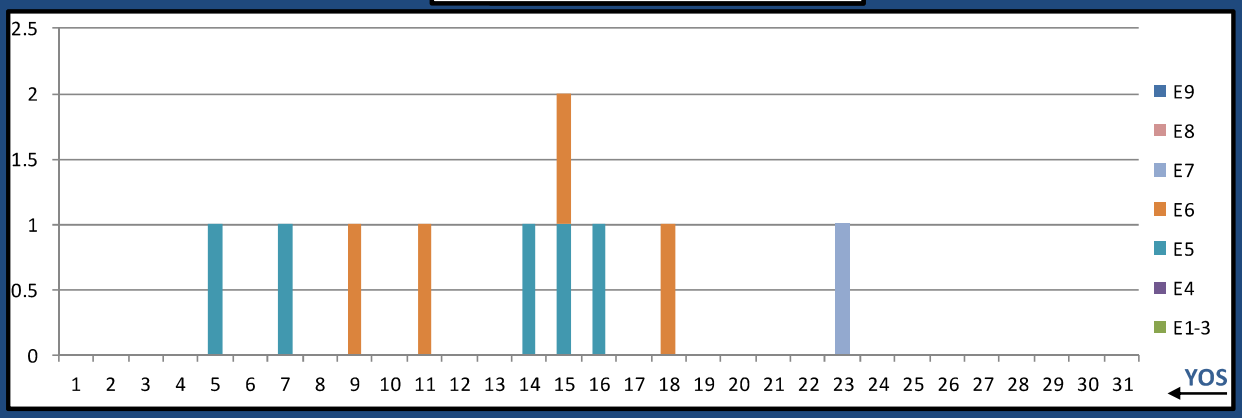

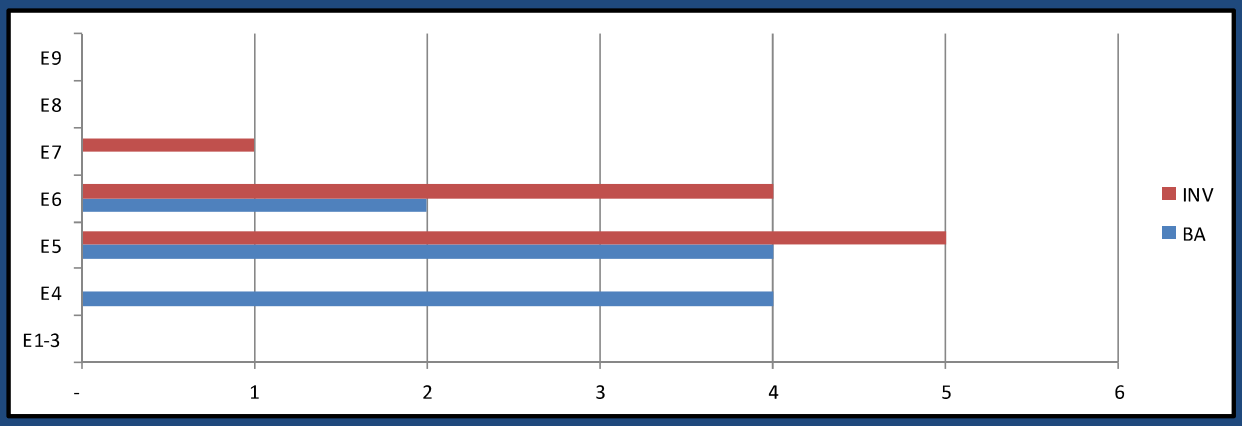

	E1-3	E4	E5	E6	E7	E8	E9	Total
%INV to BA	0%	0%	125%	200%	0%	0%	0%	**100%**
BA	-	4	4	2	-	-	-	**10**
Total Inventory	-	-	5	4	1	-	-	**10**
SJA Inventory	**0%**		**150%**		**#DIV/0!**			

JUNE 2026 HM MANNING SNAPSHOT

L17A ADV X-RAY TECH

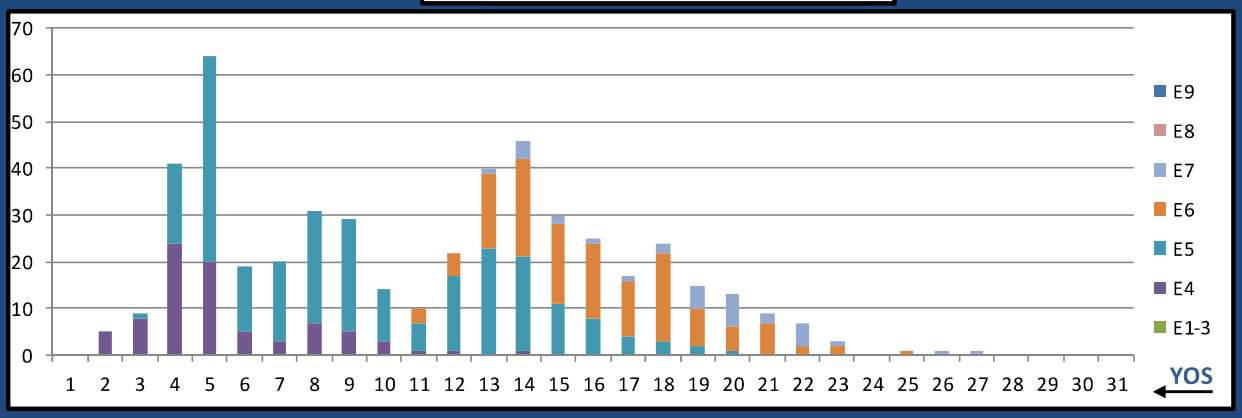

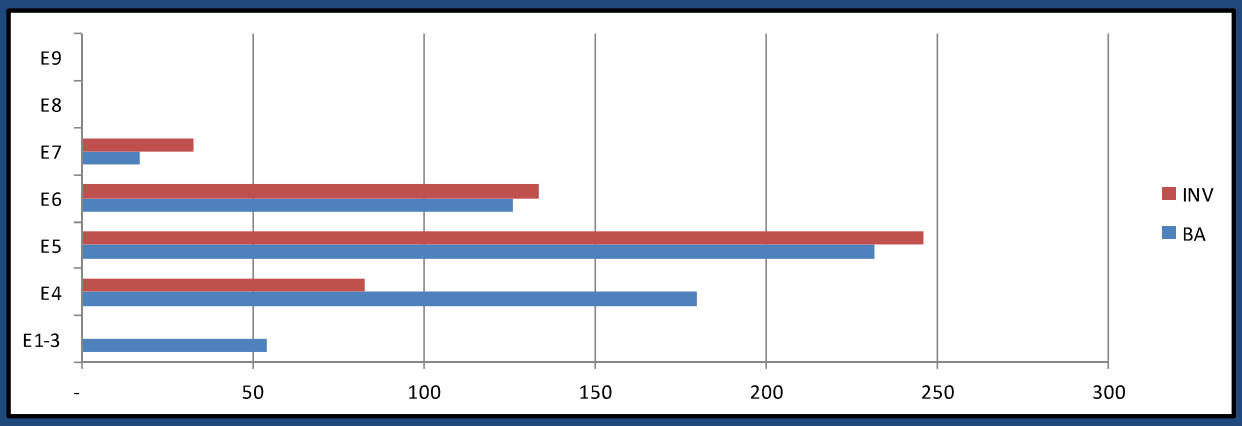

	E1-3	E4	E5	E6	E7	E8	E9	Total
%INV to BA	0%	46%	106%	106%	194%	0%	0%	**81%**
BA	54	180	232	126	17	-	-	**609**
Total Inventory	-	83	246	134	33	-	-	**496**
SJA Inventory	**35%**		**106%**		**194%**			

JUNE 2026 HM MANNING SNAPSHOT

L18A END TECH

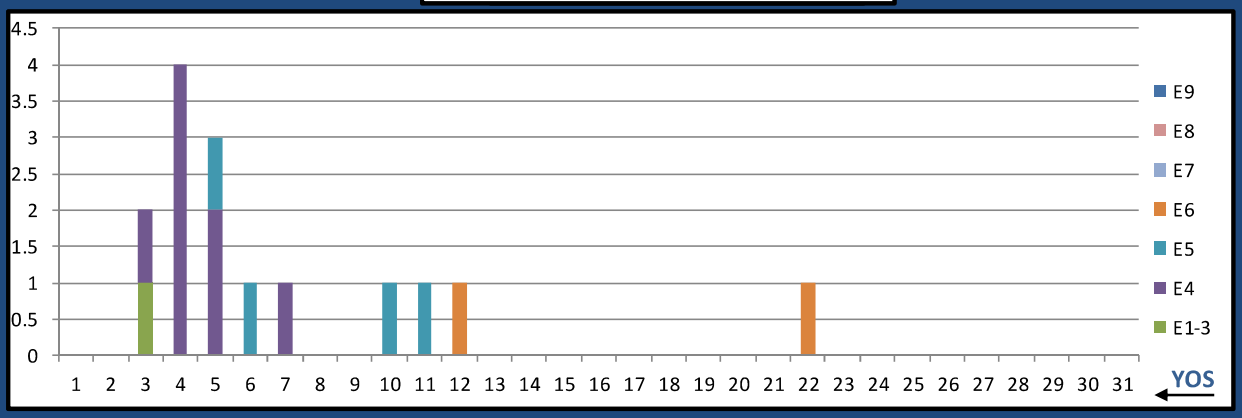

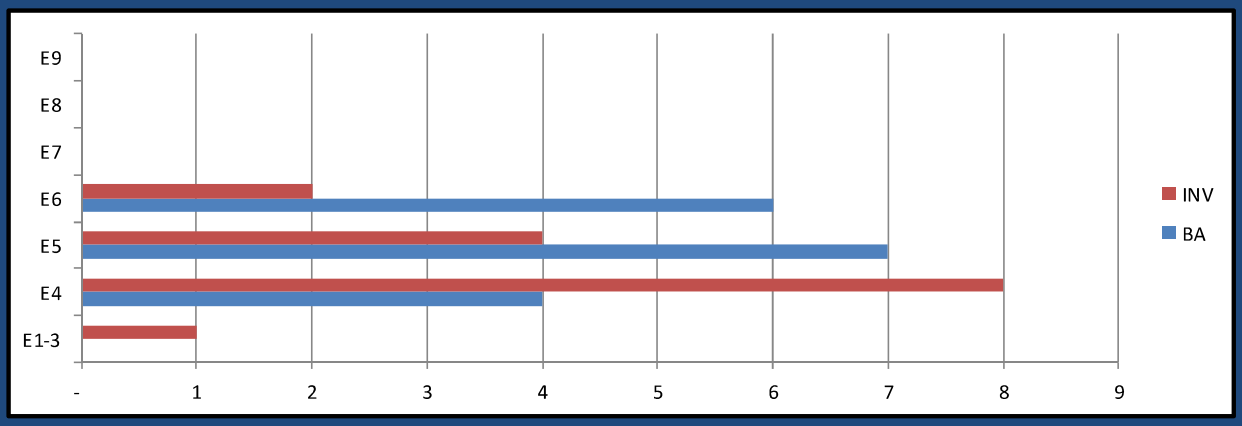

	E1-3	E4	E5	E6	E7	E8	E9	Total
%INV to BA	0%	200%	57%	33%	0%	0%	0%	**88%**
BA	-	4	7	6	-	-	-	**17**
Total Inventory	1	8	4	2	-	-	-	**15**
SJA Inventory	**225%**		**46%**		**#DIV/0!**			

JUNE 2026 HM MANNING SNAPSHOT

L19A OPTICIAN

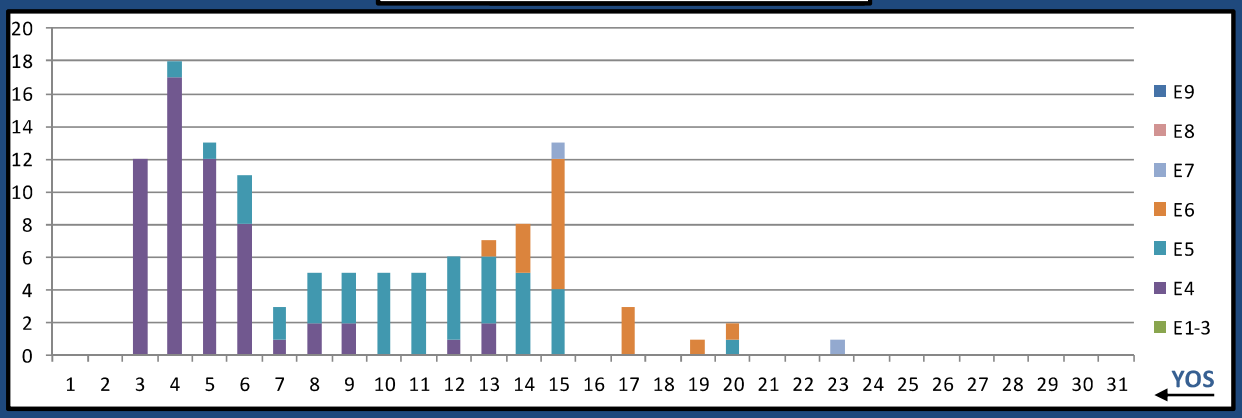

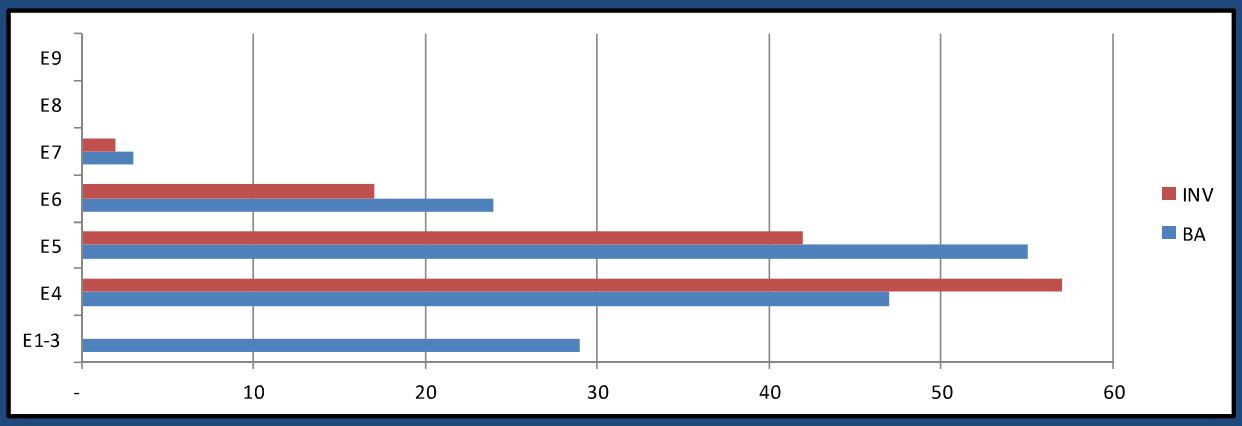

	E1-3	E4	E5	E6	E7	E8	E9	Total
%INV to BA	0%	121%	76%	71%	67%	0%	0%	**75%**
BA	29	47	55	24	3	-	-	**158**
Total Inventory	-	57	42	17	2	-	-	**118**
SJA Inventory	**75%**		**75%**		**67%**			

JUNE 2026 HM MANNING SNAPSHOT

L20A PT TECH

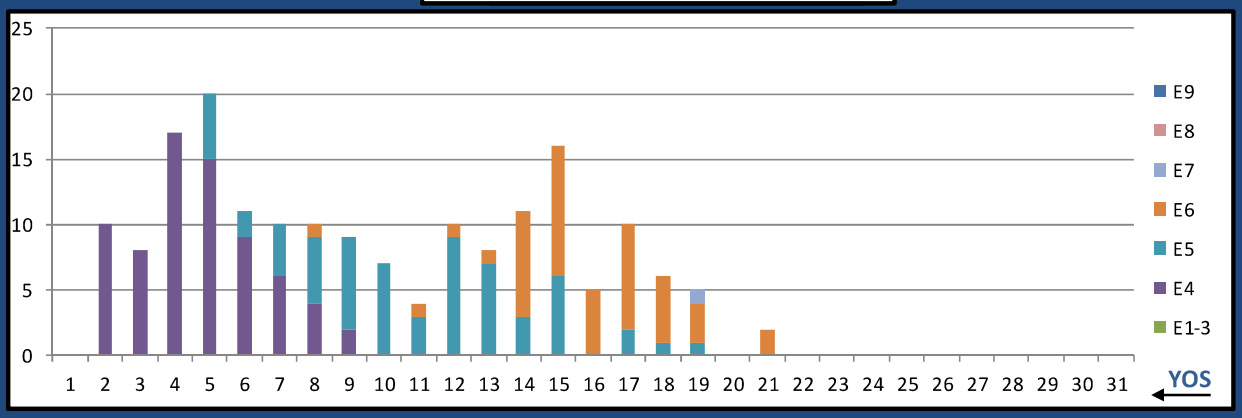

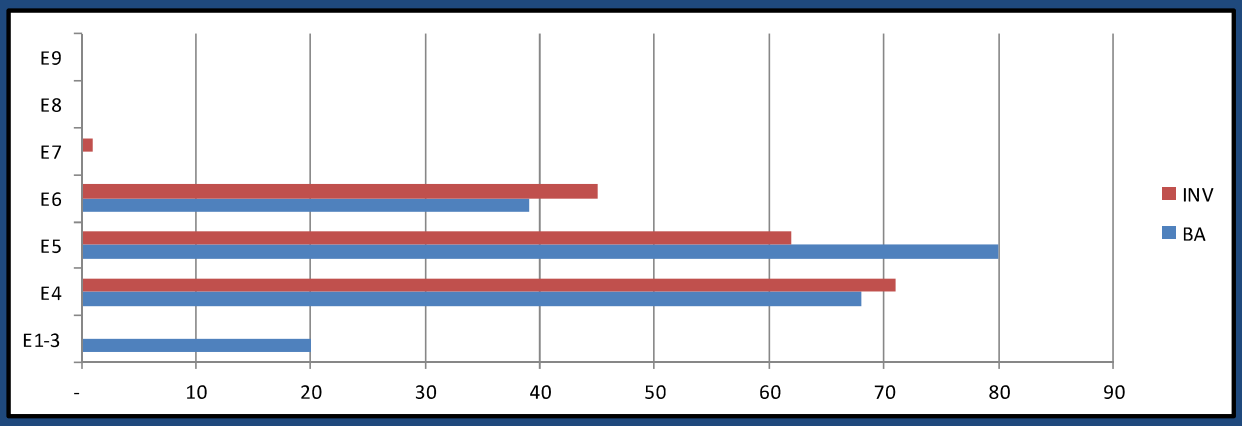

	E1-3	E4	E5	E6	E7	E8	E9	Total
%INV to BA	0%	104%	78%	115%	0%	0%	0%	**86%**
BA	20	68	80	39	-	-	-	**207**
Total Inventory	-	71	62	45	1	-	-	**179**
SJA Inventory	**81%**		**90%**		**#DIV/0!**			

JUNE 2026 HM MANNING SNAPSHOT

L21A OT TECH

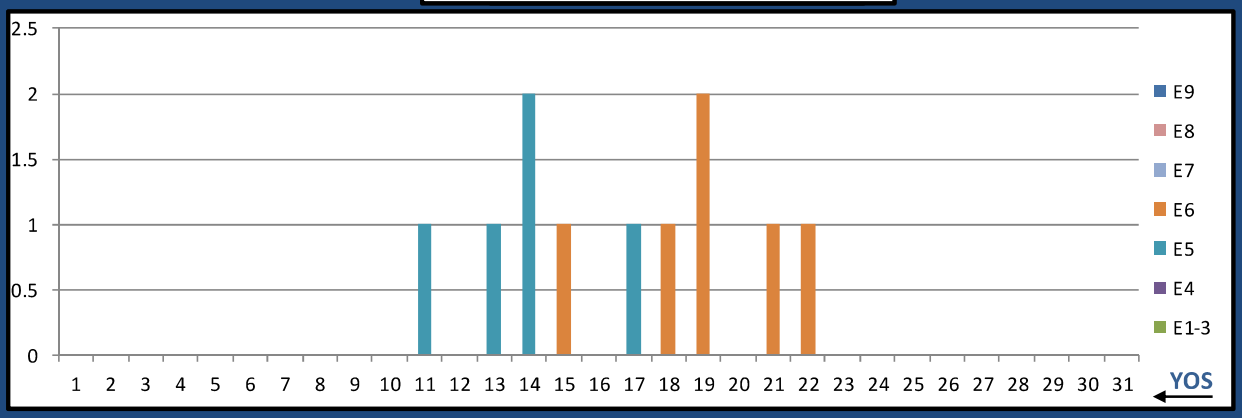

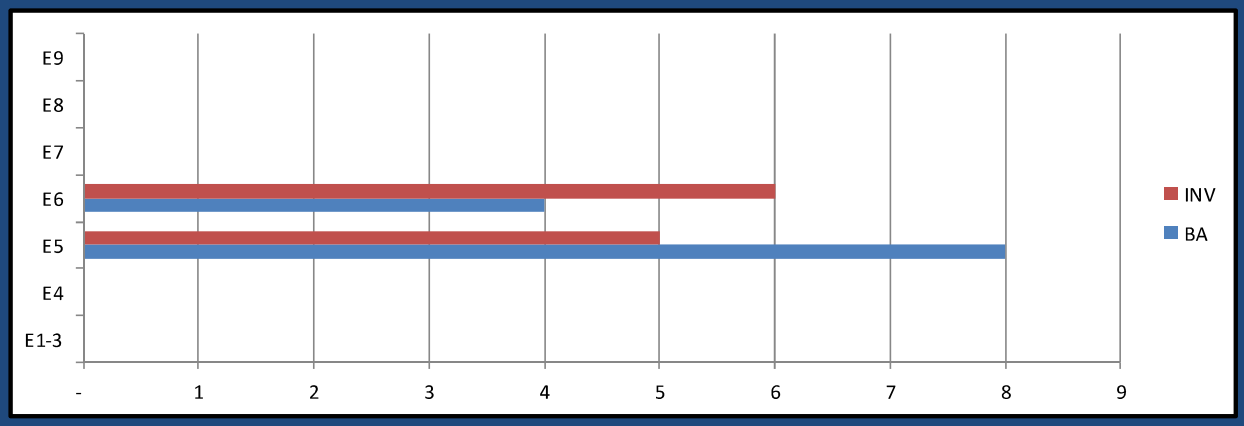

	E1-3	E4	E5	E6	E7	E8	E9	Total
%INV to BA	0%	0%	63%	150%	0%	0%	0%	**92%**
BA	-	-	8	4	-	-	-	**12**
Total Inventory	-	-	5	6	-	-	-	**11**
SJA Inventory	**#DIV/0!**		**92%**		**#DIV/0!**			

JUNE 2026 HM MANNING SNAPSHOT

L22A PHARM TECH

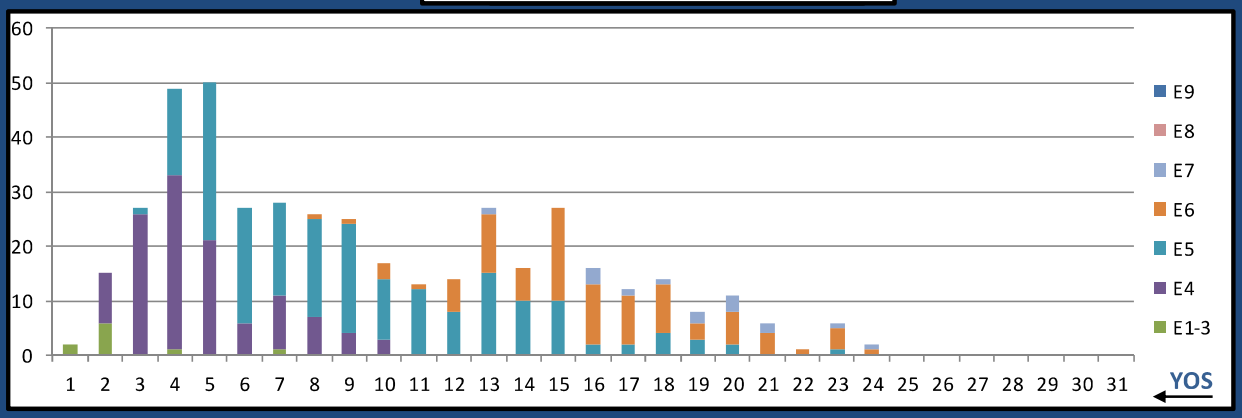

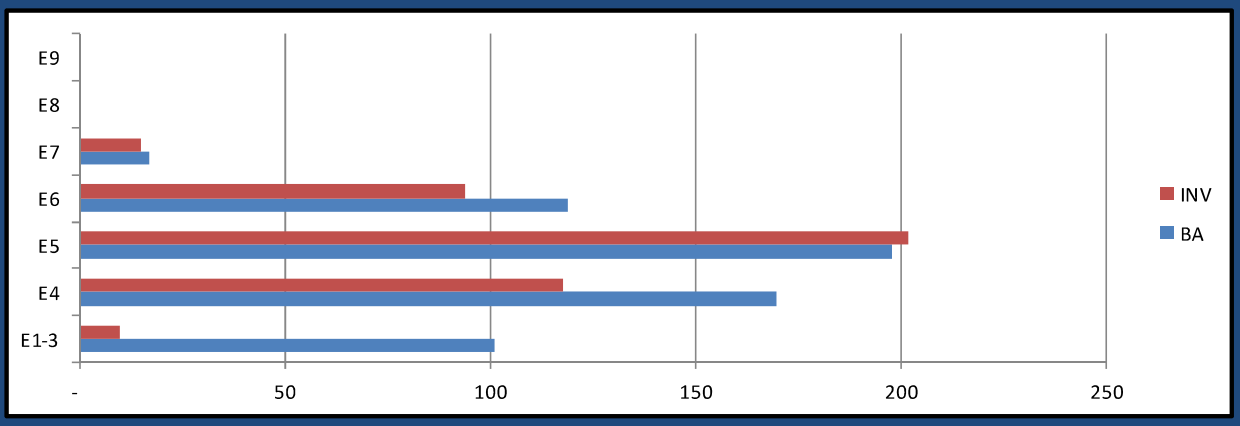

	E1-3	E4	E5	E6	E7	E8	E9	Total
%INV to BA	10%	69%	102%	79%	88%	0%	0%	**73%**
BA	101	170	198	119	17	-	-	**605**
Total Inventory	10	118	202	94	15	-	-	**439**
SJA Inventory	**47%**		**93%**		**88%**			

JUNE 2026 HM MANNING SNAPSHOT

L23A SURG TECH

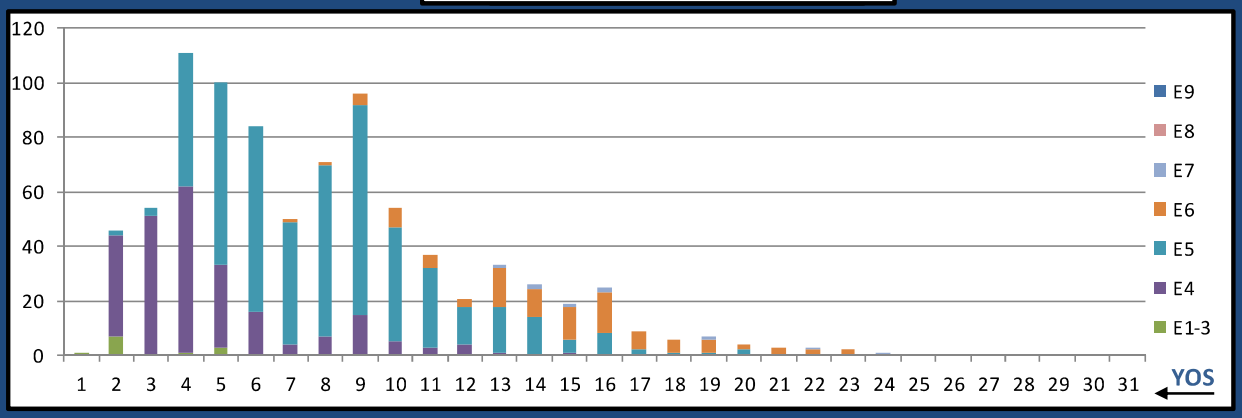

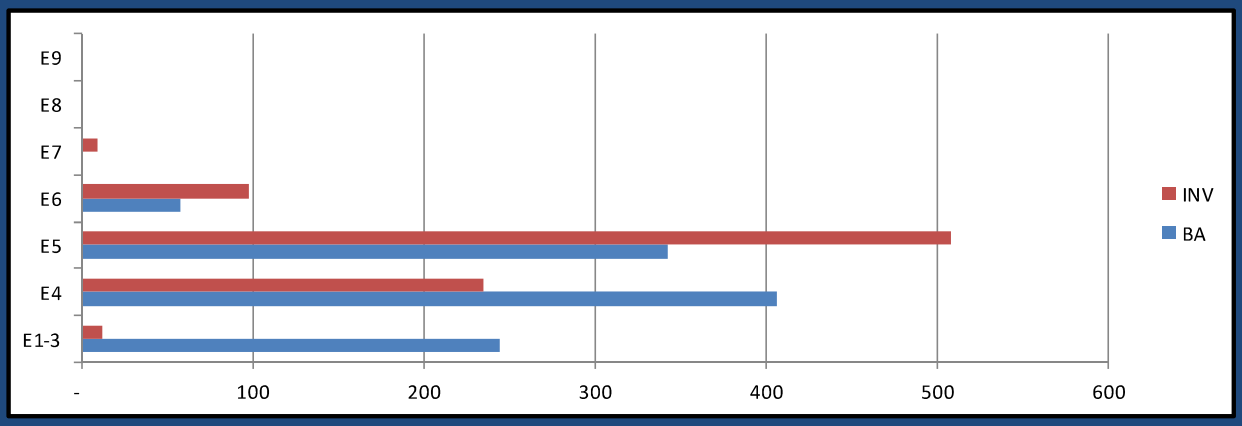

	E1-3	E4	E5	E6	E7	E8	E9	Total
%INV to BA	5%	58%	148%	169%	0%	0%	0%	**82%**
BA	245	407	343	58	-	-	-	**1,053**
Total Inventory	12	235	509	98	9	-	-	**863**
SJA Inventory	**38%**		**151%**		**#DIV/0!**			

JUNE 2026 HM MANNING SNAPSHOT

L24A MENTAL HLTH

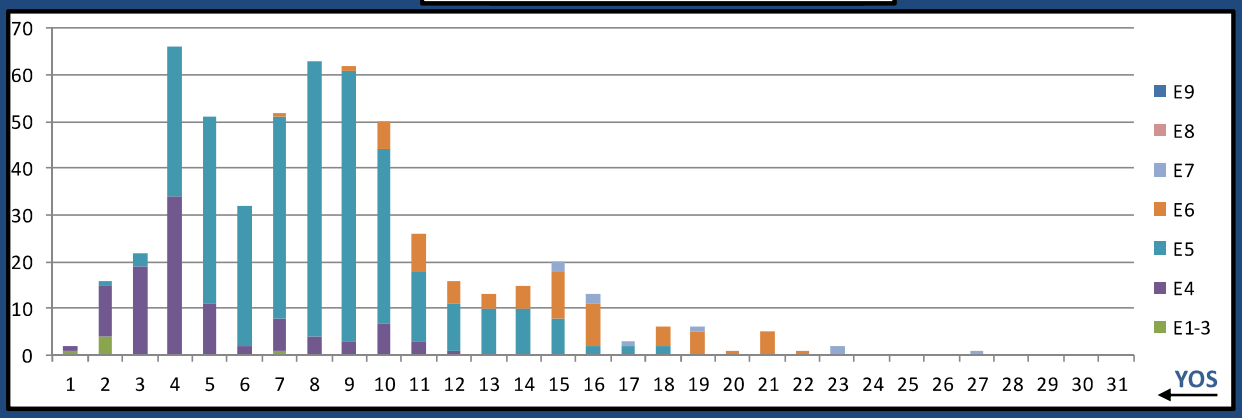

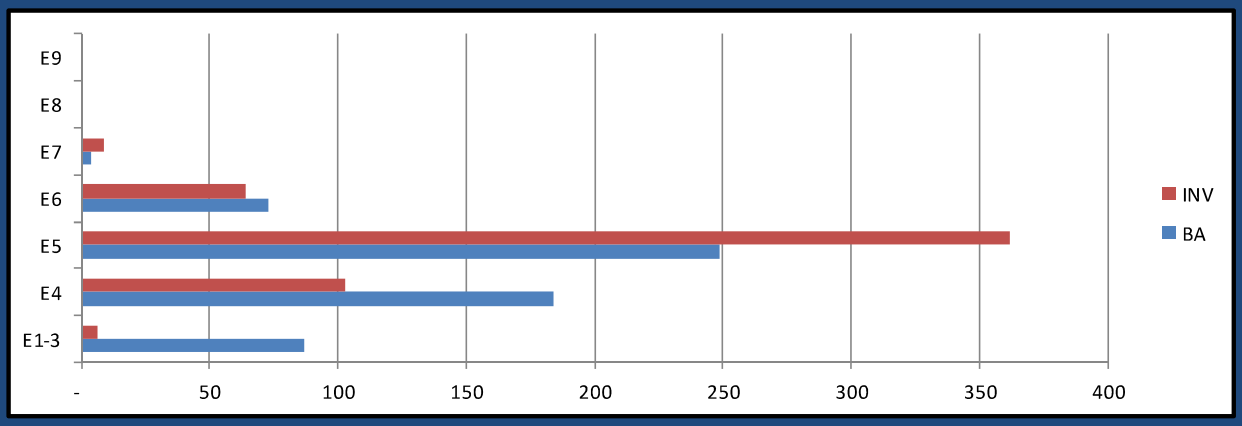

	E1-3	E4	E5	E6	E7	E8	E9	Total
%INV to BA	7%	56%	145%	88%	225%	0%	0%	**91%**
BA	87	184	249	73	4	-	-	**597**
Total Inventory	6	103	362	64	9	-	-	**544**
SJA Inventory	**40%**		**132%**		**225%**			

JUNE 2026 HM MANNING SNAPSHOT

L25A UROLOGY TECH

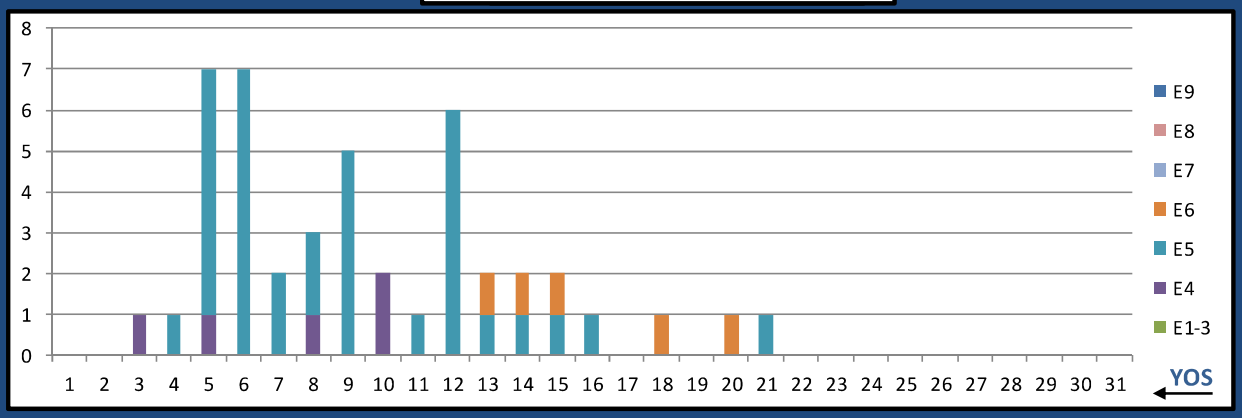

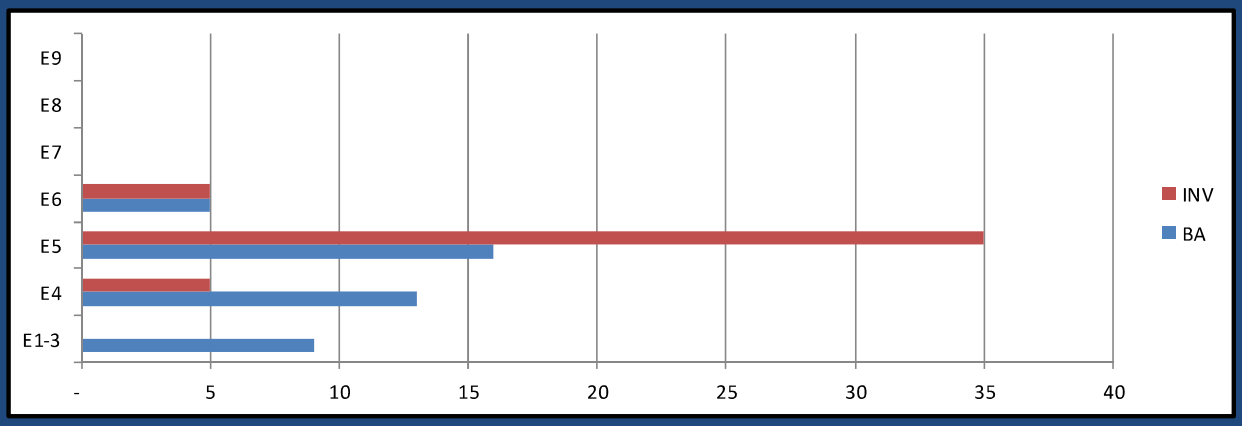

	E1-3	E4	E5	E6	E7	E8	E9	Total
%INV to BA	0%	38%	219%	100%	0%	0%	0%	**105%**
BA	9	13	16	5	-	-	-	**43**
Total Inventory	-	5	35	5	-	-	-	**45**
SJA Inventory	**23%**		**190%**		**#DIV/0!**			

JUNE 2026 HM MANNING SNAPSHOT

L26A ORTHOPEDIC TECH

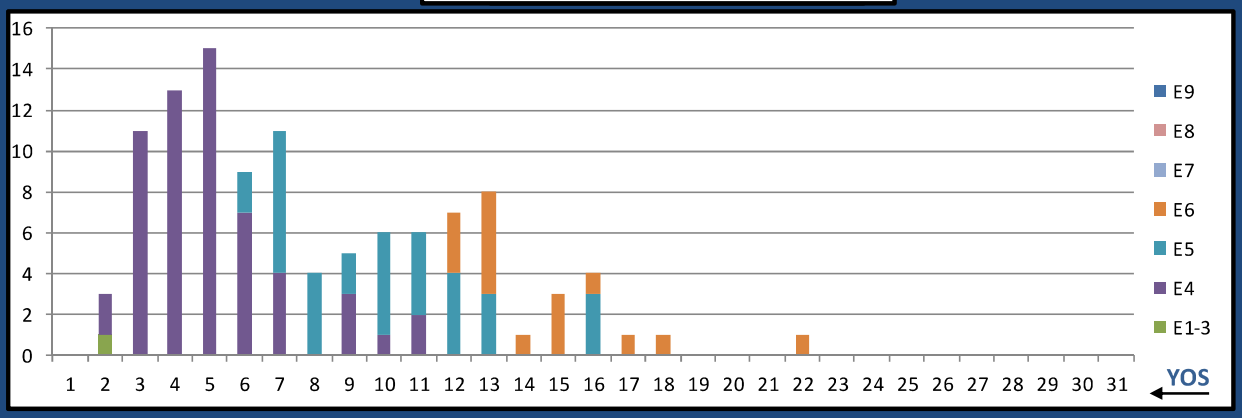

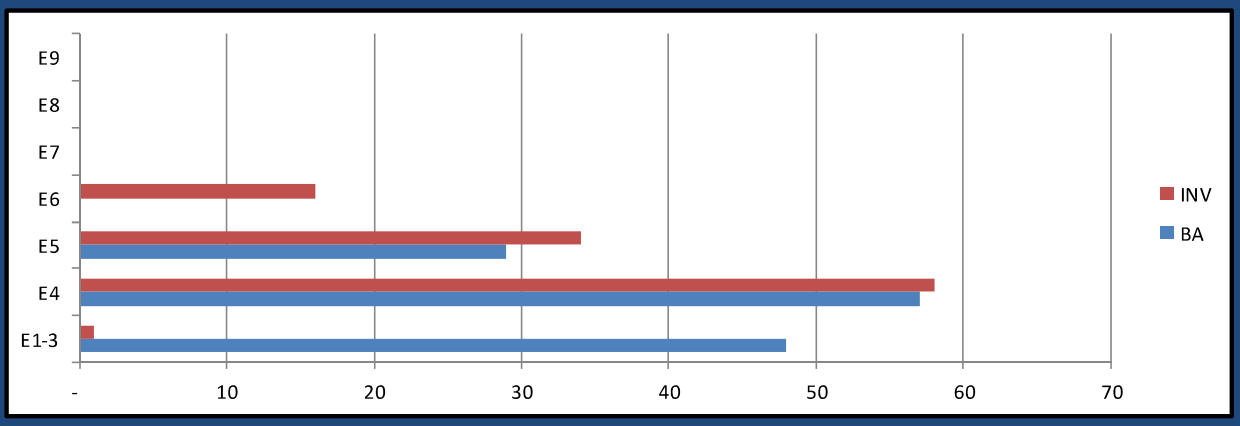

	E1-3	E4	E5	E6	E7	E8	E9	Total
%INV to BA	2%	102%	117%	0%	0%	0%	0%	**81%**
BA	48	57	29	-	-	-	-	**134**
Total Inventory	1	58	34	16	-	-	-	**109**
SJA Inventory	**56%**		**172%**		**#DIV/0!**			

JUNE 2026 HM MANNING SNAPSHOT

L27A DIVE MED TECH

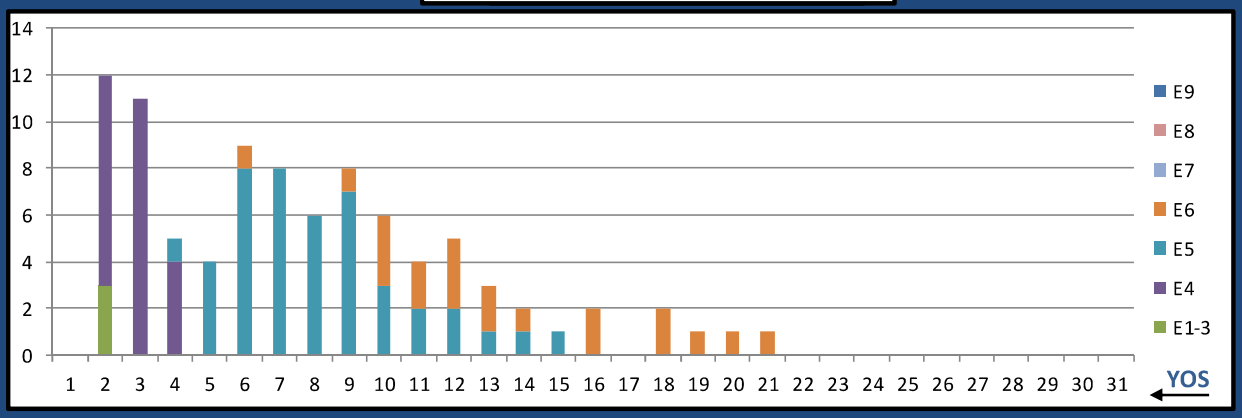

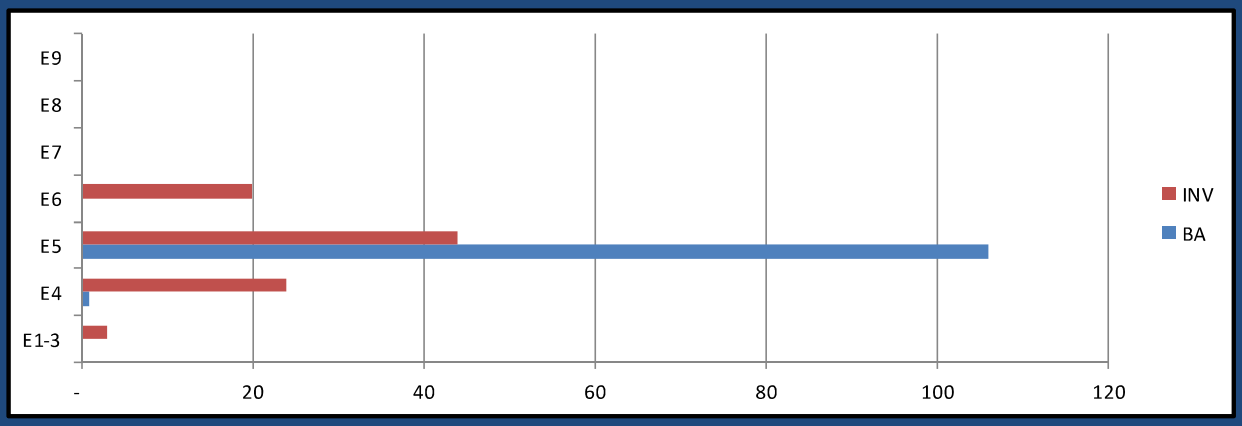

	E1-3	E4	E5	E6	E7	E8	E9	Total
%INV to BA	0%	2400%	42%	0%	0%	0%	0%	**85%**
BA	-	1	106	-	-	-	-	**107**
Total Inventory	3	24	44	20	-	-	-	**91**
SJA Inventory	**2700%**		**60%**		**#DIV/0!**			

JUNE 2026 HM MANNING SNAPSHOT

L28A DIVE IDC

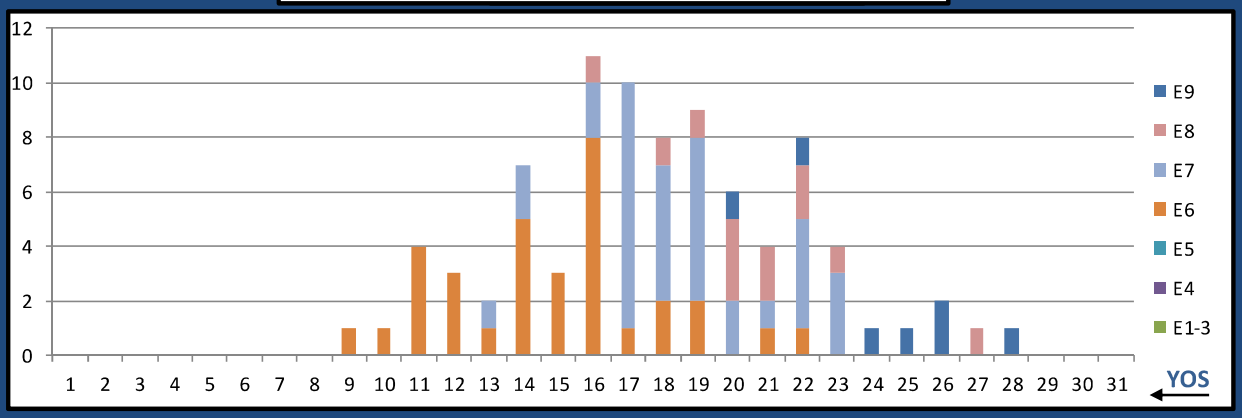

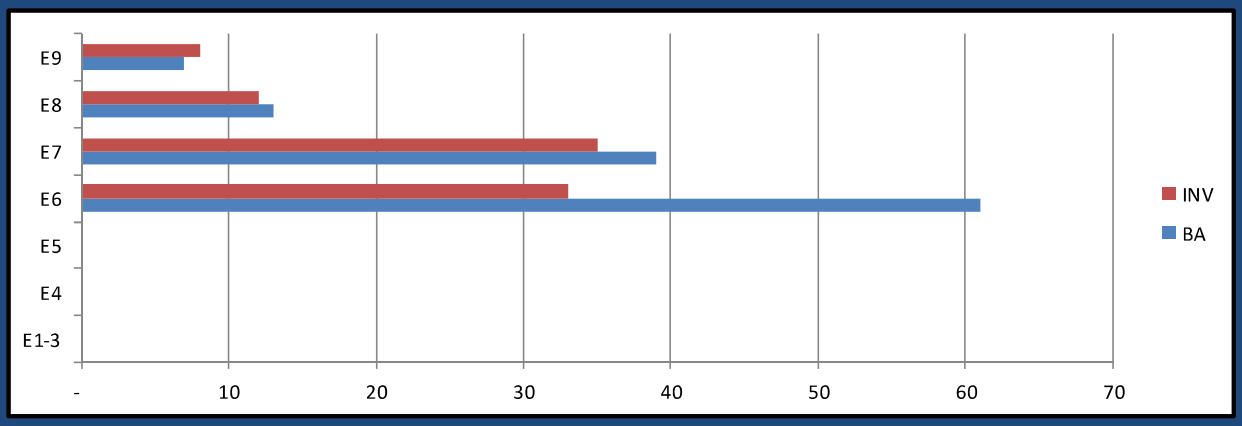

	E1-3	E4	E5	E6	E7	E8	E9	Total
%INV to BA	0%	0%	0%	54%	90%	92%	114%	**73%**
BA	-	-	-	61	39	13	7	**120**
Total Inventory	-	-	-	33	35	12	8	**88**
SJA Inventory	**#DIV/0!**		**54%**		**93%**			

JUNE 2026 HM MANNING SNAPSHOT

L29A MORTICIAN

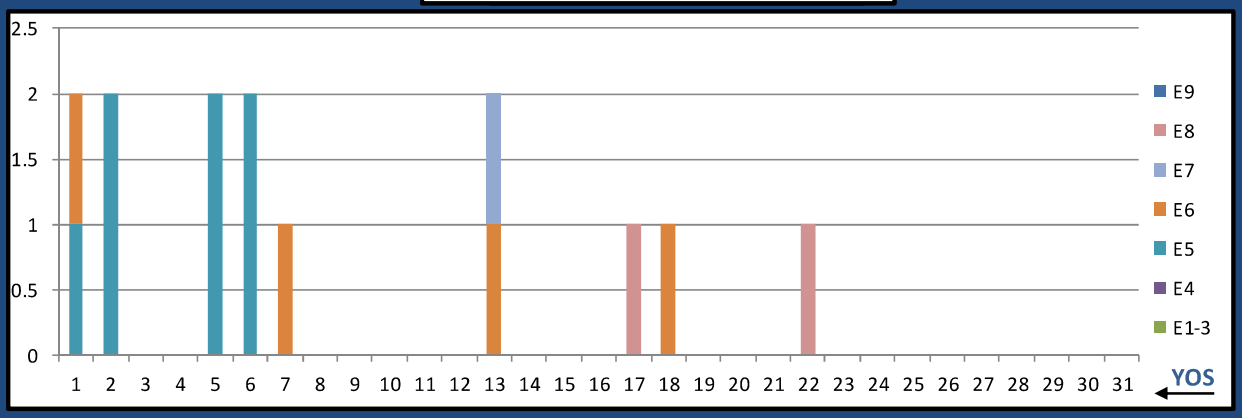

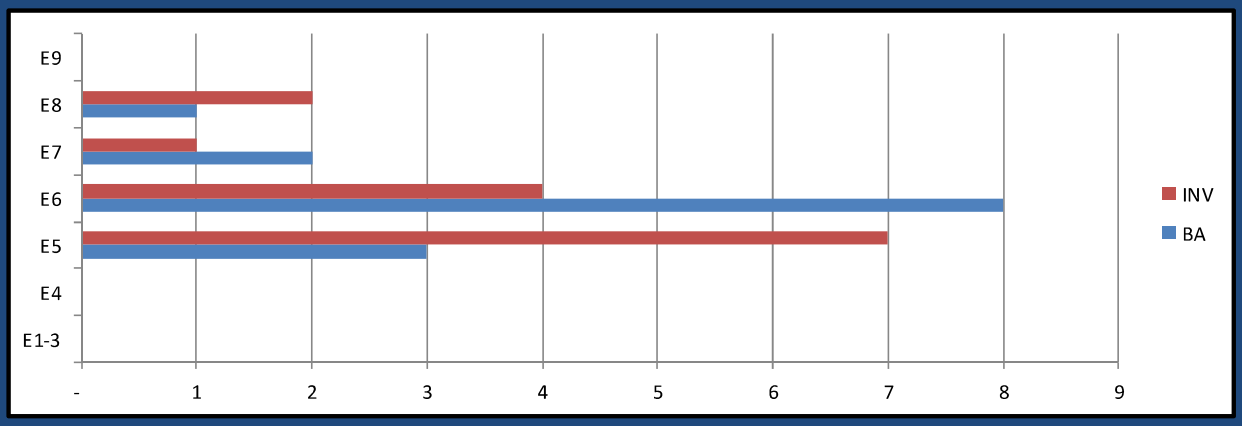

	E1-3	E4	E5	E6	E7	E8	E9	Total
%INV to BA	0%	0%	233%	50%	50%	200%	0%	**100%**
BA	-	-	3	8	2	1	-	**14**
Total Inventory	-	-	7	4	1	2	-	**14**
SJA Inventory	**#DIV/0!**		**100%**		**100%**			

JUNE 2026 HM MANNING SNAPSHOT

L30A HISTO TECH

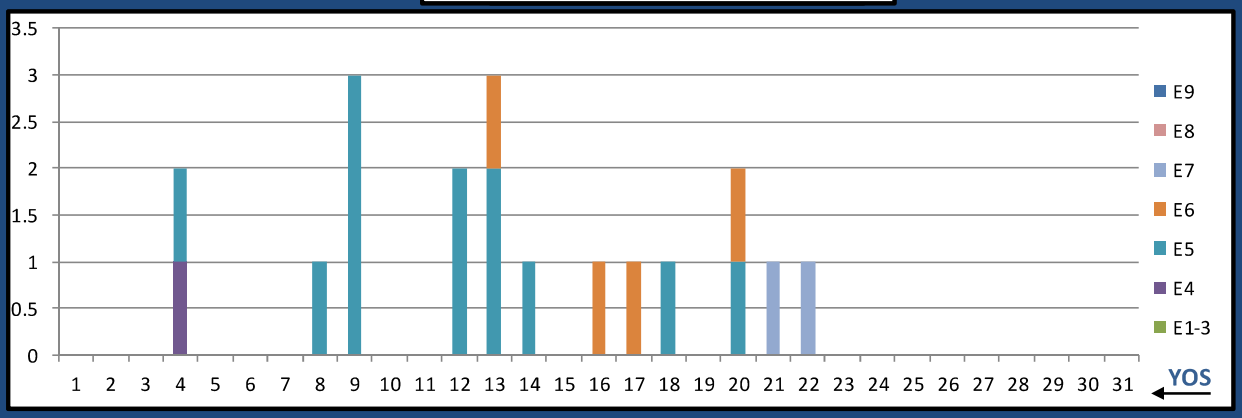

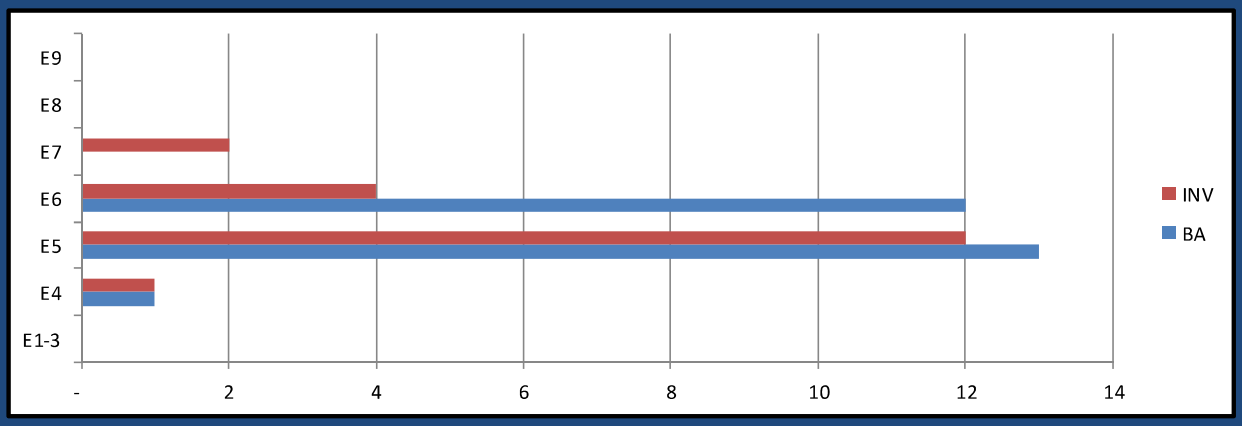

	E1-3	E4	E5	E6	E7	E8	E9	Total
%INV to BA	0%	100%	92%	33%	0%	0%	0%	**73%**
BA	-	1	13	12	-	-	-	**26**
Total Inventory	-	1	12	4	2	-	-	**19**
SJA Inventory	**100%**		**64%**		**#DIV/0!**			

JUNE 2026 HM MANNING SNAPSHOT

L31A MED LAB TECH

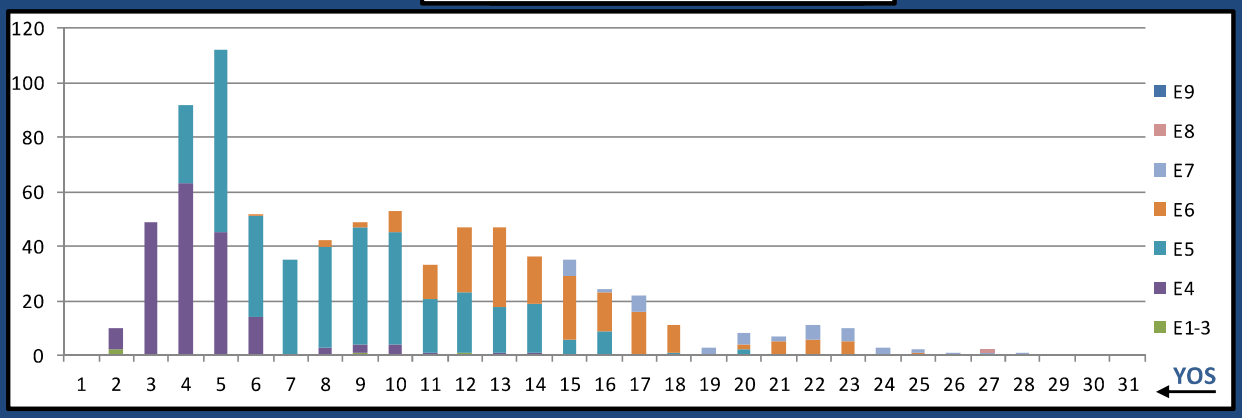

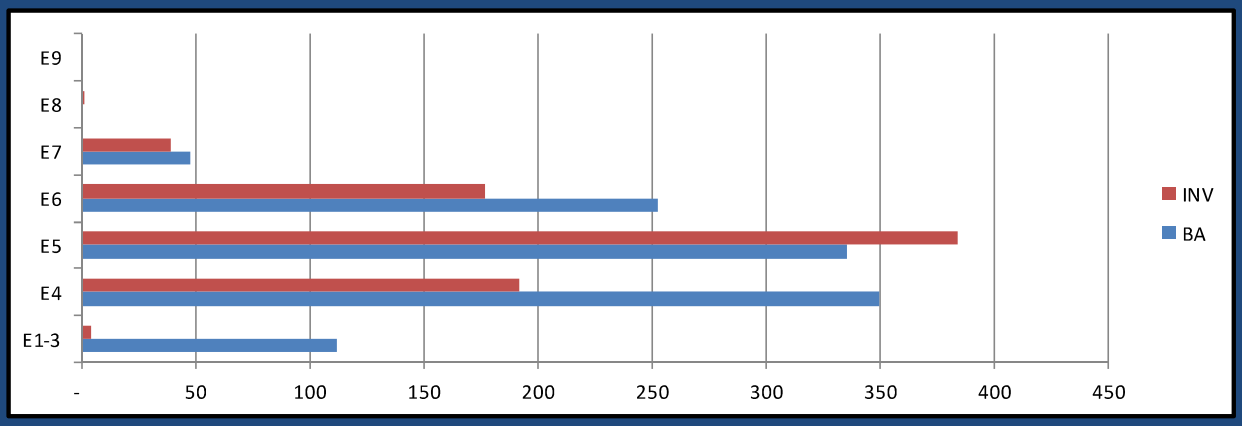

	E1-3	E4	E5	E6	E7	E8	E9	Total
%INV to BA	4%	55%	114%	70%	81%	0%	0%	**73%**
BA	112	350	336	253	48	-	-	**1,099**
Total Inventory	4	192	384	177	39	1	-	**797**
SJA Inventory	**42%**		**95%**		**83%**			

JUNE 2026 HM MANNING SNAPSHOT

L32A RESP THERAPIST

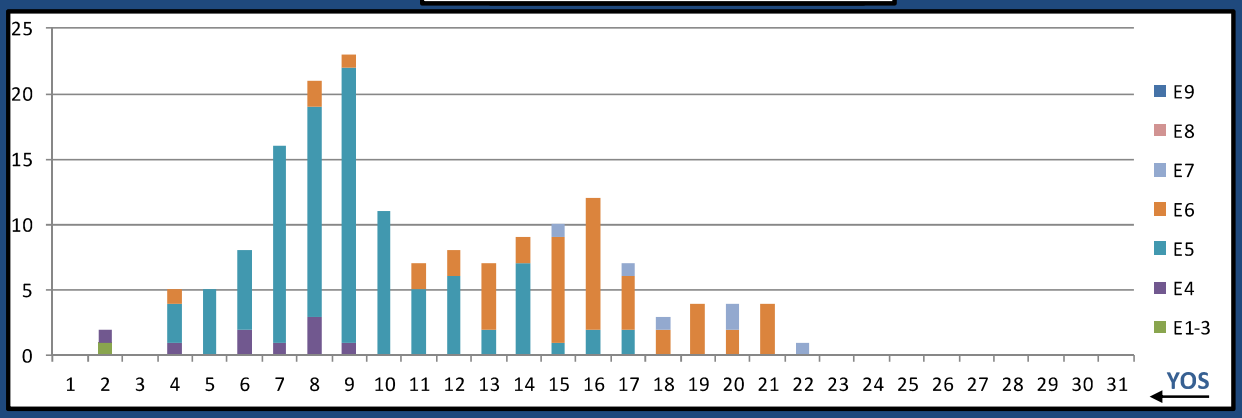

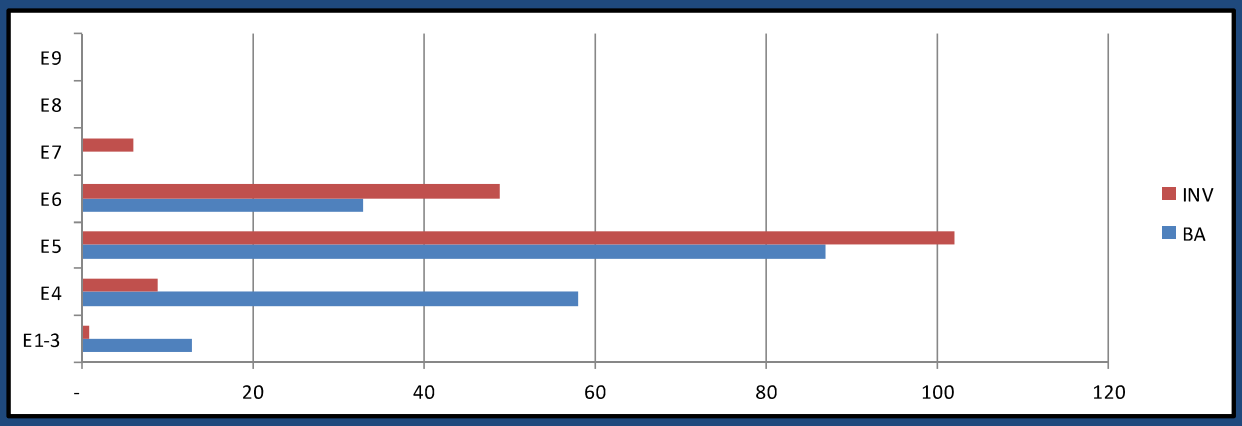

	E1-3	E4	E5	E6	E7	E8	E9	Total
%INV to BA	8%	16%	117%	148%	0%	0%	0%	**87%**
BA	13	58	87	33	-	-	-	**191**
Total Inventory	1	9	102	49	6	-	-	**167**
SJA Inventory	**14%**		**126%**		**#DIV/0!**			

JUNE 2026 HM MANNING SNAPSHOT

L33A DENTAL ASSISTANT

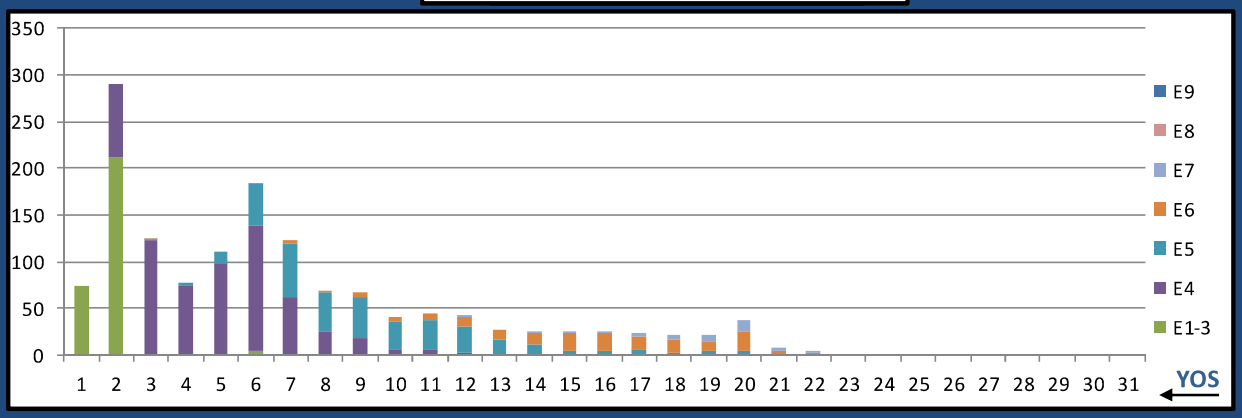

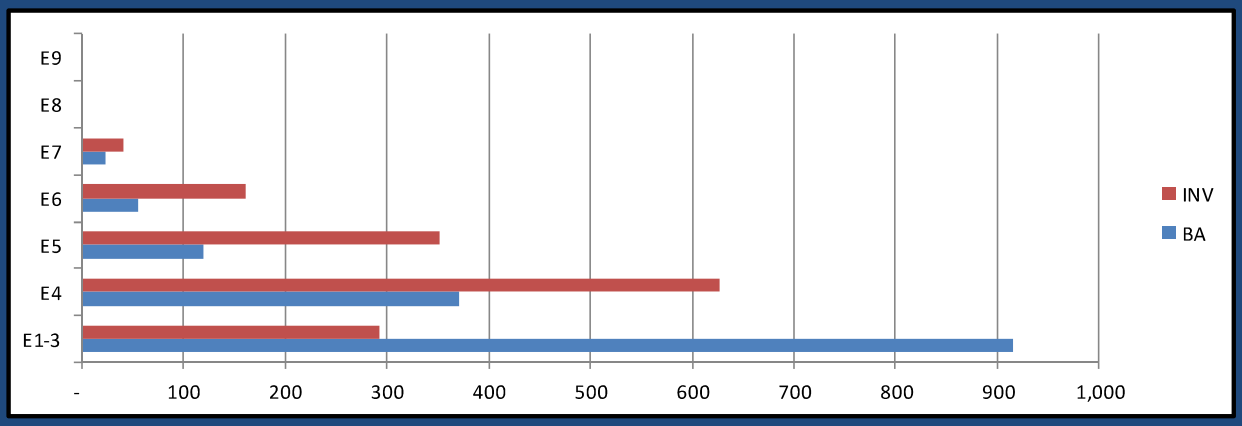

	E1-3	E4	E5	E6	E7	E8	E9	Total
%INV to BA	32%	169%	293%	289%	171%	0%	0%	**99%**
BA	915	371	120	56	24	-	-	**1,486**
Total Inventory	293	627	352	162	41	-	-	**1,475**
SJA Inventory	**72%**		**292%**		**171%**			

JUNE 2026 HM MANNING SNAPSHOT

L35A DENTAL HYGIENIST

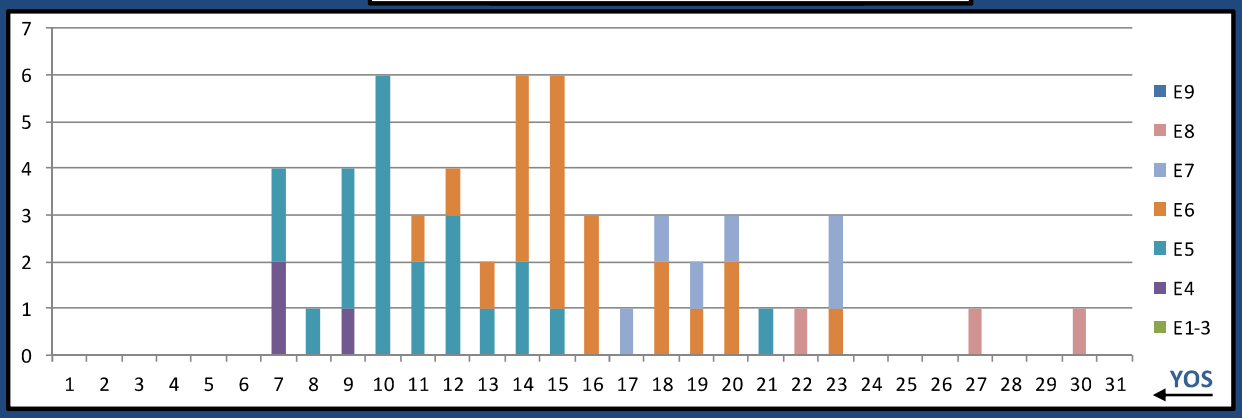

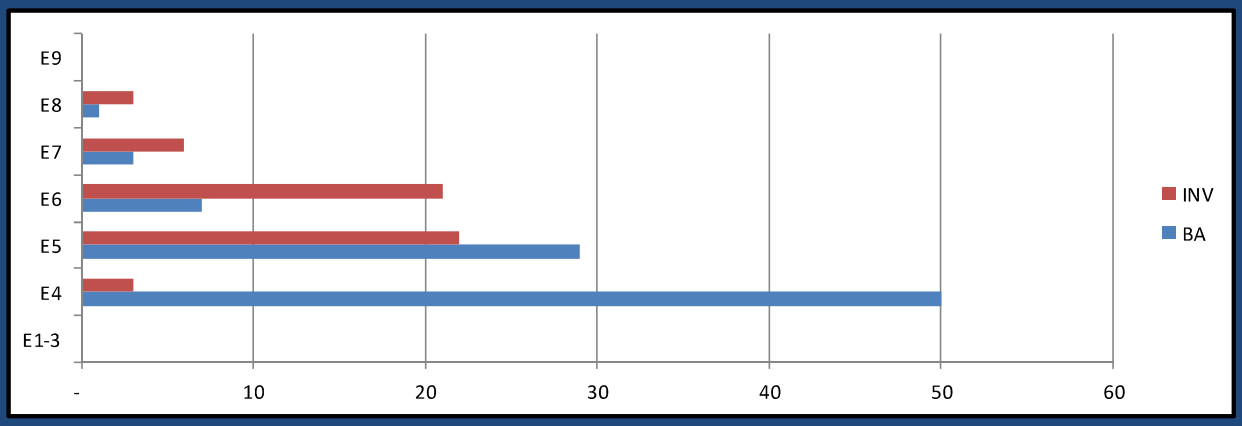

	E1-3	E4	E5	E6	E7	E8	E9	Total
%INV to BA	0%	6%	76%	300%	200%	300%	0%	**61%**
BA	-	50	29	7	3	1	-	**90**
Total Inventory	-	3	22	21	6	3	-	**55**
SJA Inventory	**6%**		**119%**		**225%**			

JUNE 2026 HM MANNING SNAPSHOT

L36A DENTAL LAB BASIC

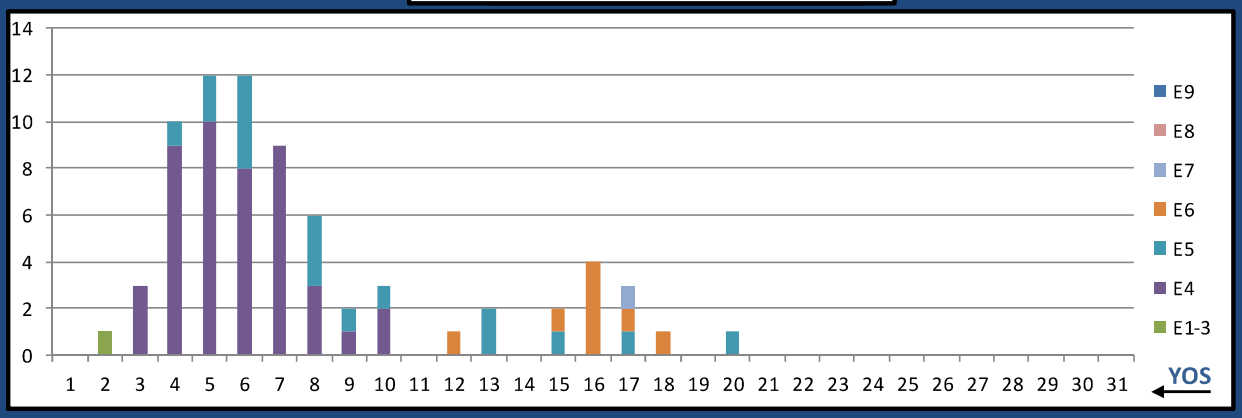

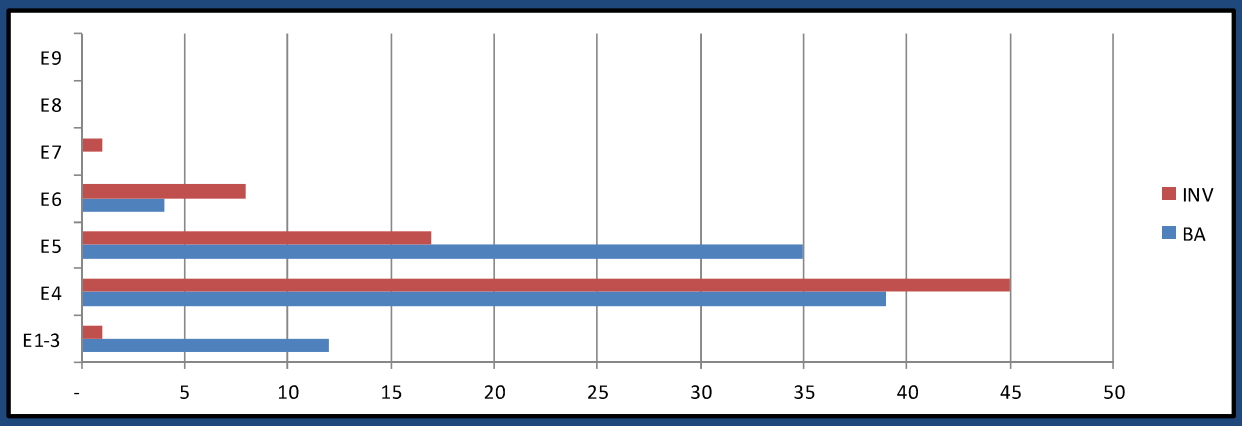

	E1-3	E4	E5	E6	E7	E8	E9	Total
%INV to BA	8%	115%	49%	200%	0%	0%	0%	**80%**
BA	12	39	35	4	-	-	-	**90**
Total Inventory	1	45	17	8	1	-	-	**72**
SJA Inventory	**90%**		**64%**		**#DIV/0!**			

JUNE 2026 HM MANNING SNAPSHOT

L37A DENTAL LAB ADV

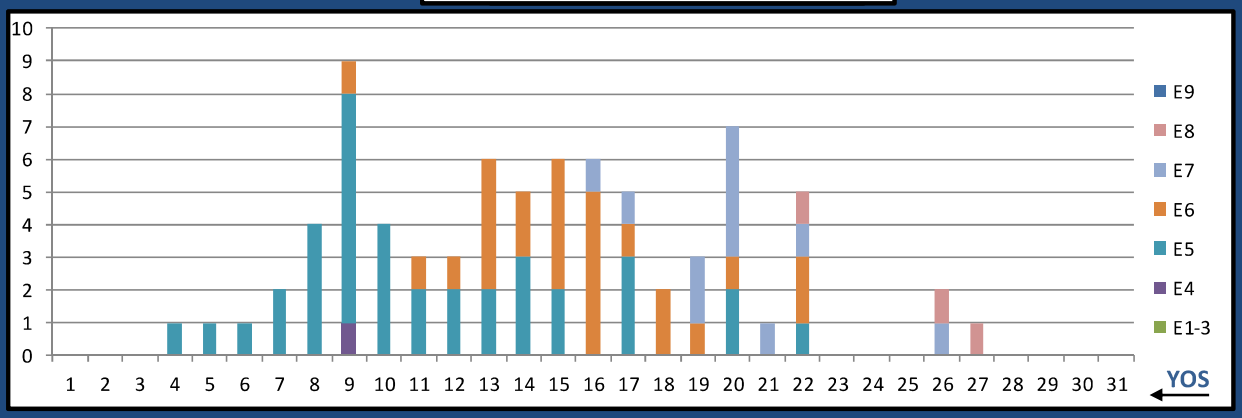

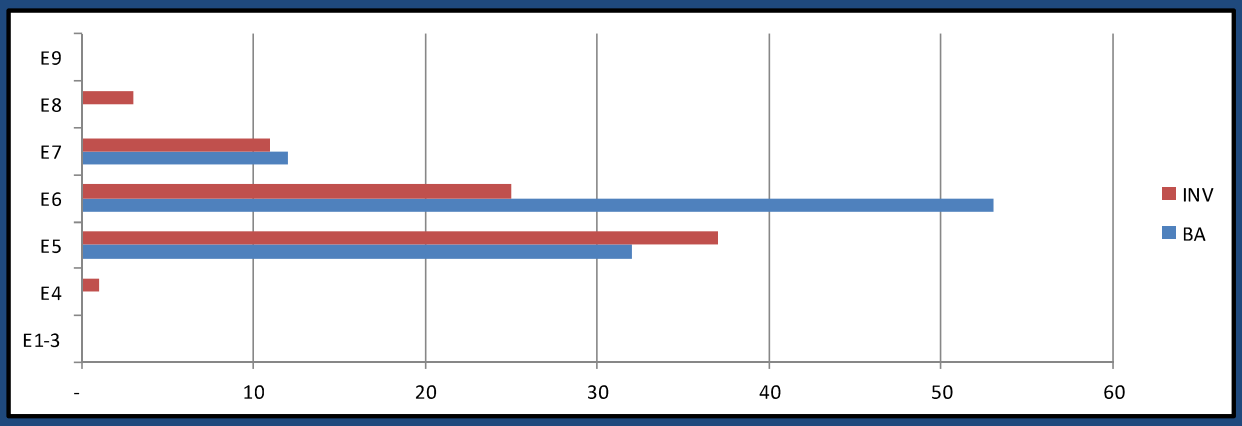

	E1-3	E4	E5	E6	E7	E8	E9	Total
%INV to BA	0%	0%	116%	47%	92%	0%	0%	**79%**
BA	-	-	32	53	12	-	-	**97**
Total Inventory	-	1	37	25	11	3	-	**77**
SJA Inventory	**#DIV/0!**		**73%**		**117%**			

JUNE 2026 HM MANNING SNAPSHOT

L38A DENTAL ORALMAX

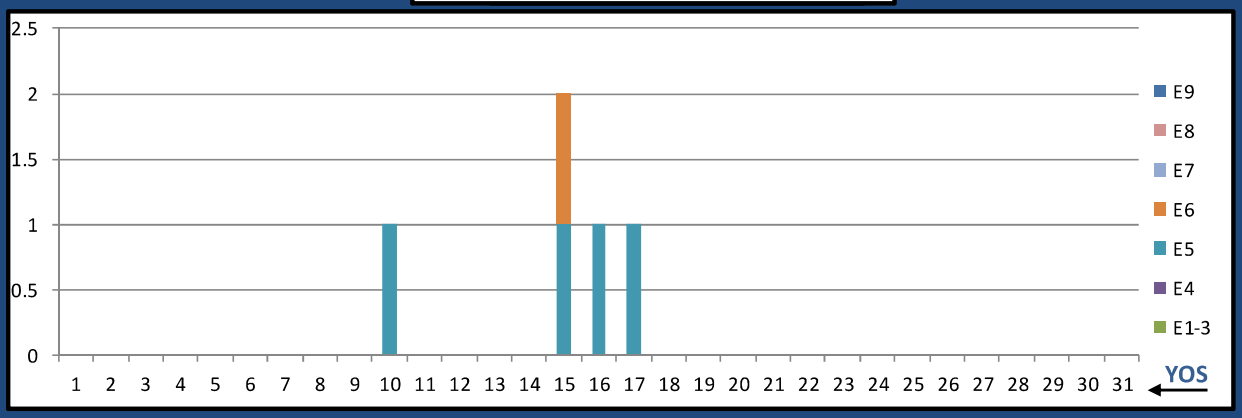

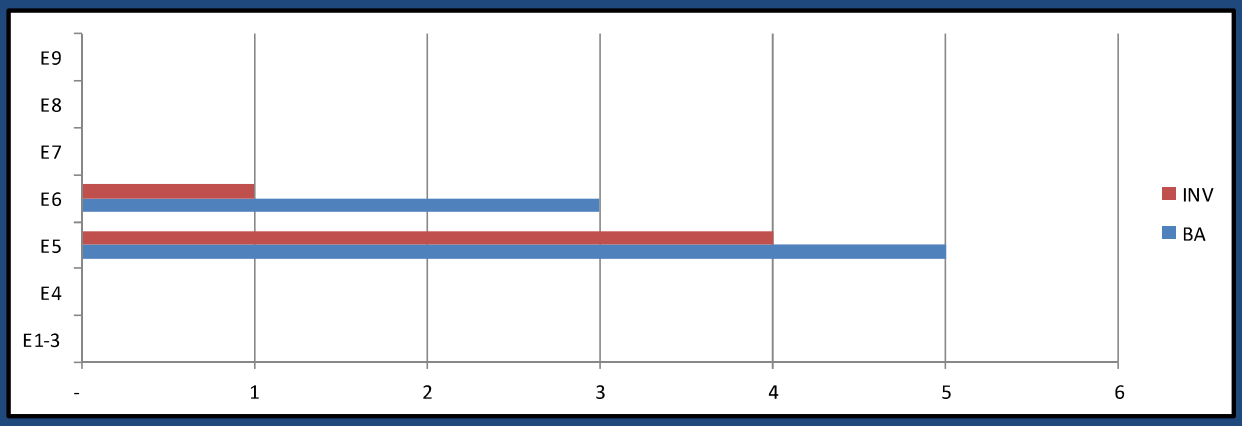

	E1-3	E4	E5	E6	E7	E8	E9	Total
%INV to BA	0%	0%	80%	33%	0%	0%	0%	**63%**
BA	-	-	5	3	-	-	-	**8**
Total Inventory	-	-	4	1	-	-	-	**5**
SJA Inventory	**#DIV/0!**		**63%**		**#DIV/0!**			

JUNE 2026 HM MANNING SNAPSHOT

810B DRUG & ALCOHOL COUNSELOR INTERN

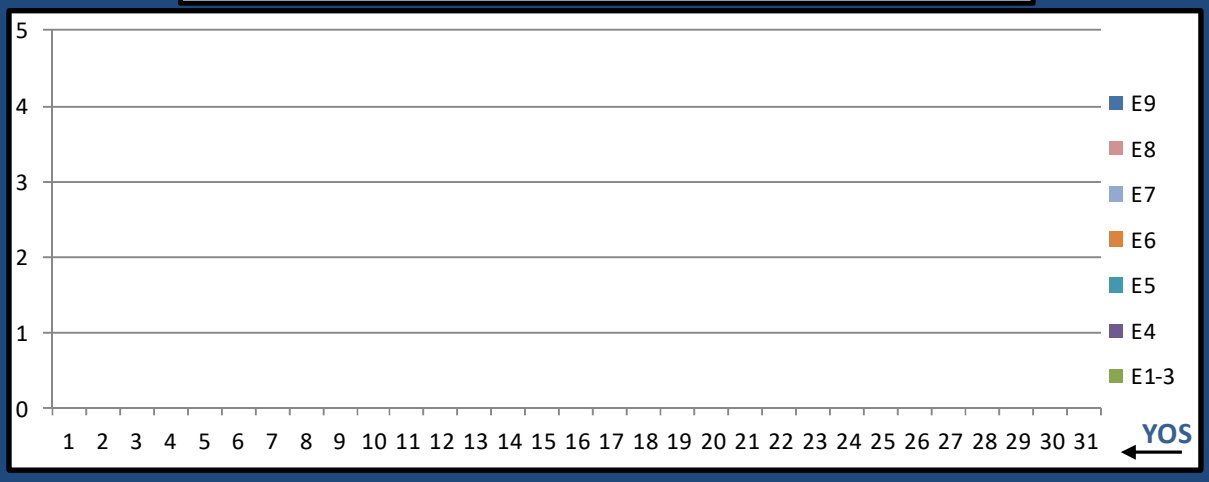

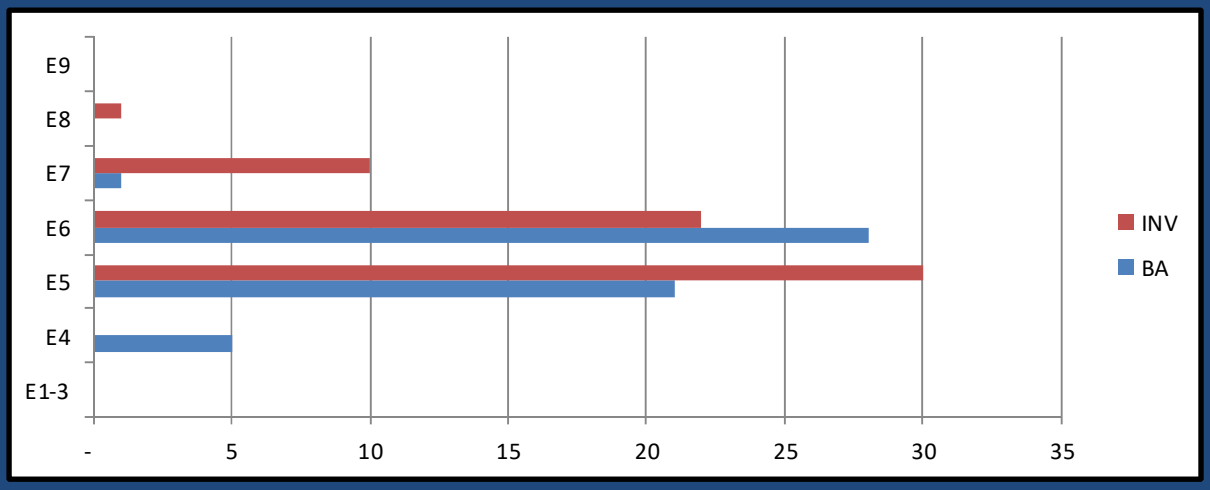

	E1-3	E4	E5	E6	E7	E8	E9	Total
%INV to BA	0%	0%	143%	79%	1000%	0%	0%	**115%**
BA	-	5	21	28	1	-	-	**55**
Total Inventory	-	-	30	22	10	1	-	**63**
SJA Inventory	**0%**		**106%**		**1100%**			

JUNE 2026 HM MANNING SNAPSHOT

810C DRUG & ALCOHOL COUNSELOR



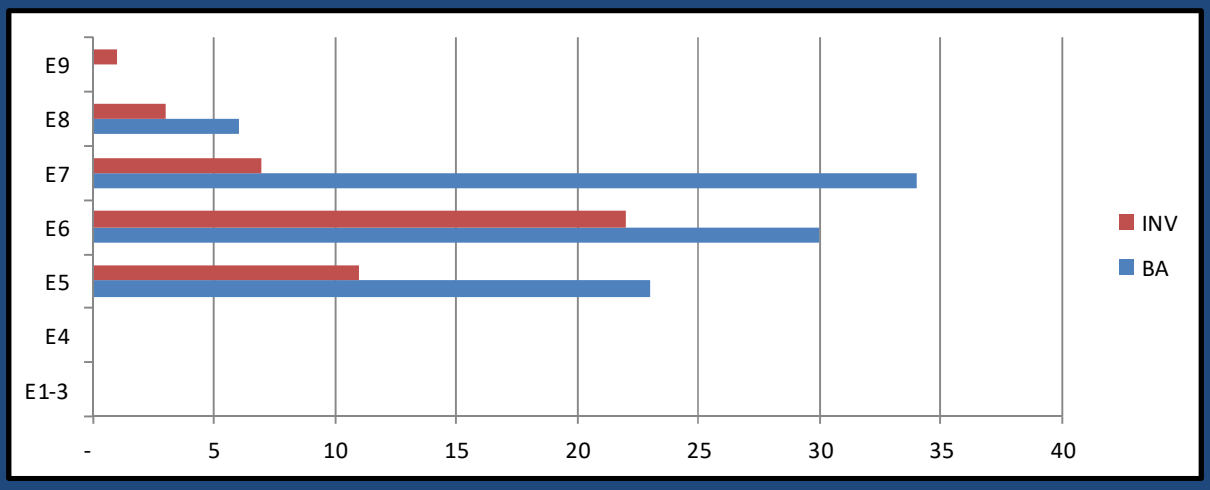

	E1-3	E4	E5	E6	E7	E8	E9	Total
%INV to BA	0%	0%	48%	73%	21%	50%	0%	**47%**
BA	-	-	23	30	34	6	-	**93**
Total Inventory	-	-	11	22	7	3	1	**44**
SJA Inventory	**#DIV/0!**		**62%**		**28%**			

JUNE 2026 HM MANNING SNAPSHOT

HM TAR MANNING 1 Jun 2026	NEC	BA	INV WITH PRIMARY NEC	INV/BA PRIMARY NEC	TOTAL INV W/NEC	TOTAL NEC INV/BA
FIELD MED TECH	L03A	188	253	134.6%	291	154.8%
AERO MED TECH	L04A	41	81	197.6%	81	197.6%
SURFACE IDC	L10A	51	27	52.9%	27	52.9%
DRUG & ALCOHOL COUNS. INTERN	810B	1	0	0.0%	0	0.0%

General Duty HM	0000/L03A	658	648	98.5%
NECS (less L03A)	NEC	92	110	119.6%
NOS L500 TOTAL	ALL	750	758	101.1%

Criticaly Undermanned <85%	Undermanned 85%-94%	Healthy 95%-104%	Overmanned >105%

TAR ALL

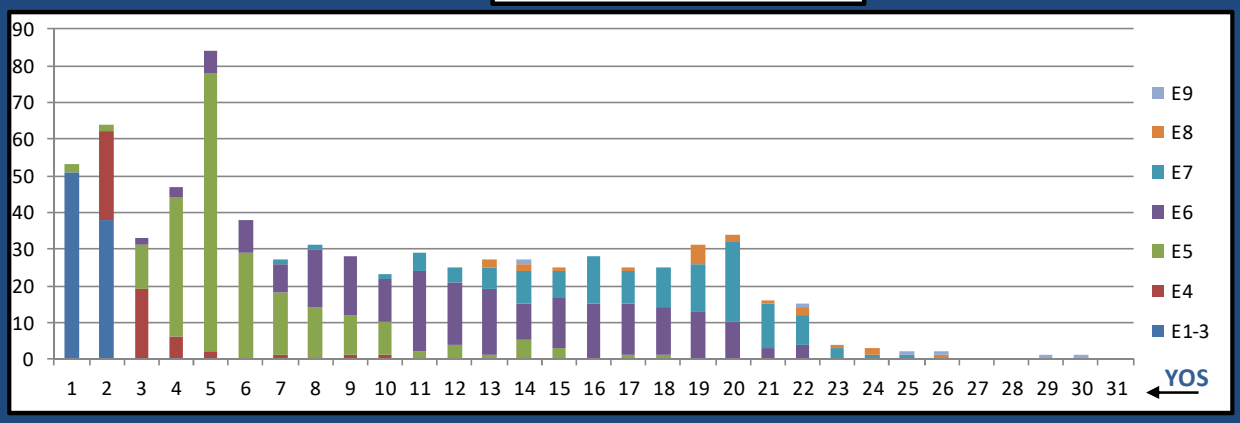

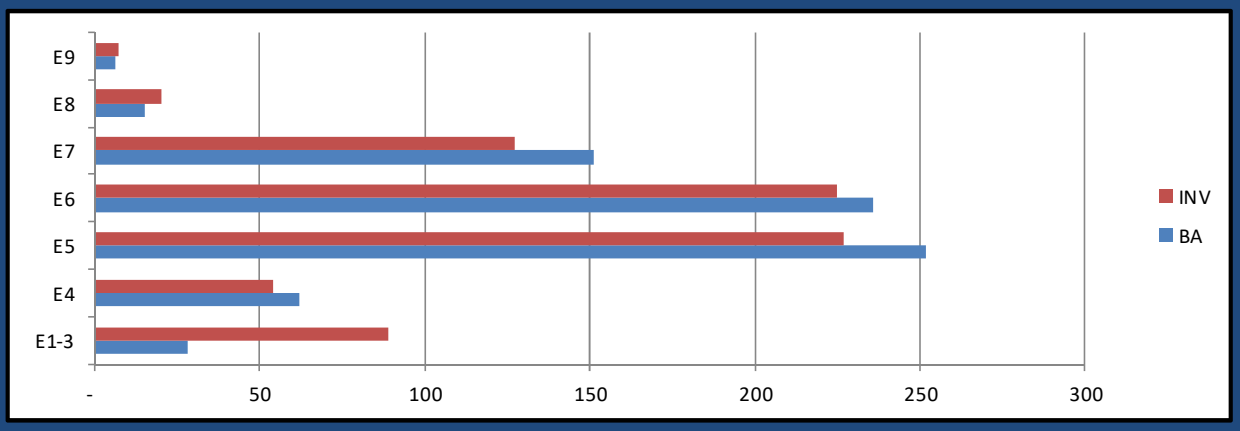

	E1-3	E4	E5	E6	E7	E8	E9	Total
%INV to BA	318%	87%	90%	95%	84%	133%	117%	100%
BA	28	62	252	236	151	15	6	750
Total Inventory	89	54	227	225	127	20	7	749
SJA Inventory	159%		93%		90%			

JUNE 2026 HM MANNING SNAPSHOT

TAR 0000

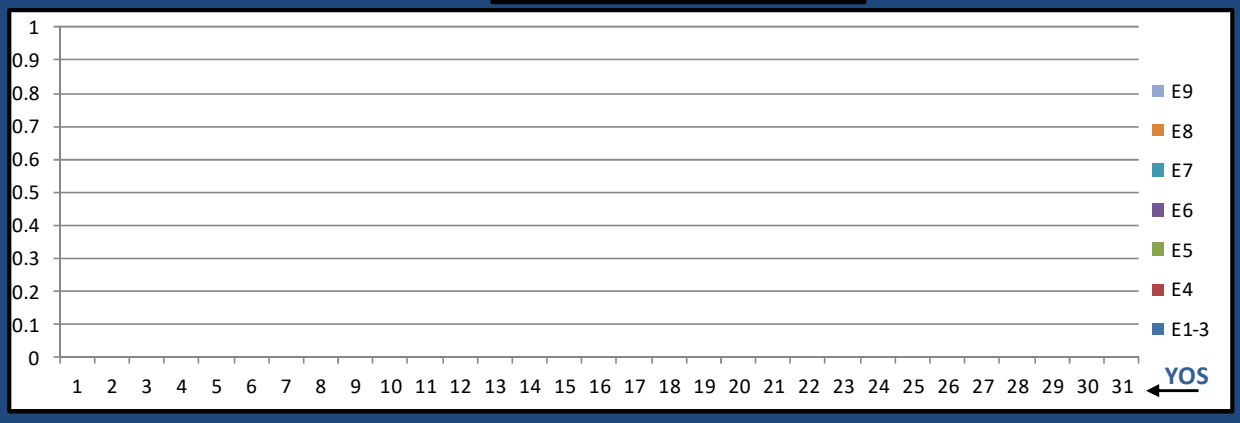

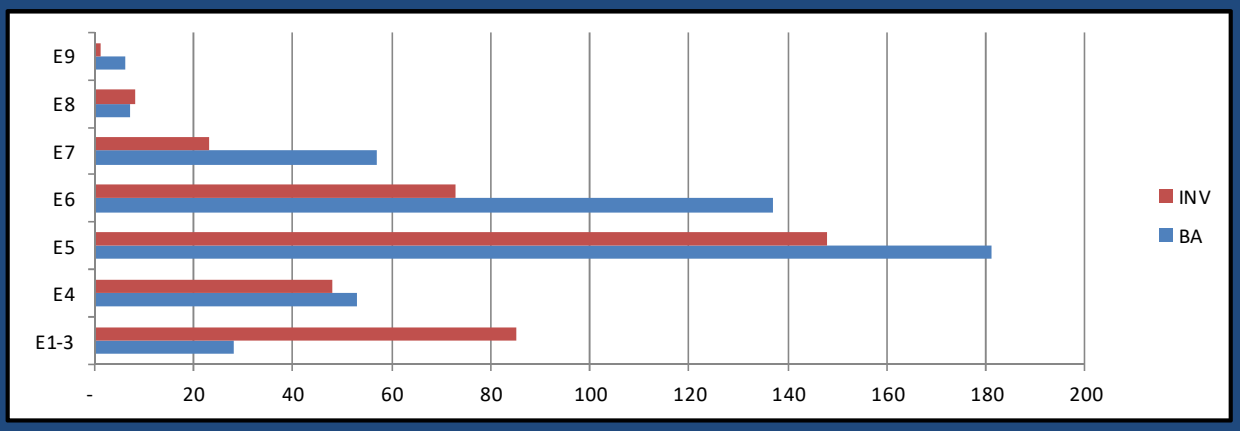

	E1-3	E4	E5	E6	E7	E8	E9	Total
%INV to BA	304%	91%	82%	53%	40%	114%	17%	**82%**
BA	28	53	181	137	57	7	6	**469**
Total Inventory	85	48	148	73	23	8	1	**386**
SJA Inventory	**164%**		**69%**		**46%**			

JUNE 2026 HM MANNING SNAPSHOT

TAR L03A FLD MED TECH

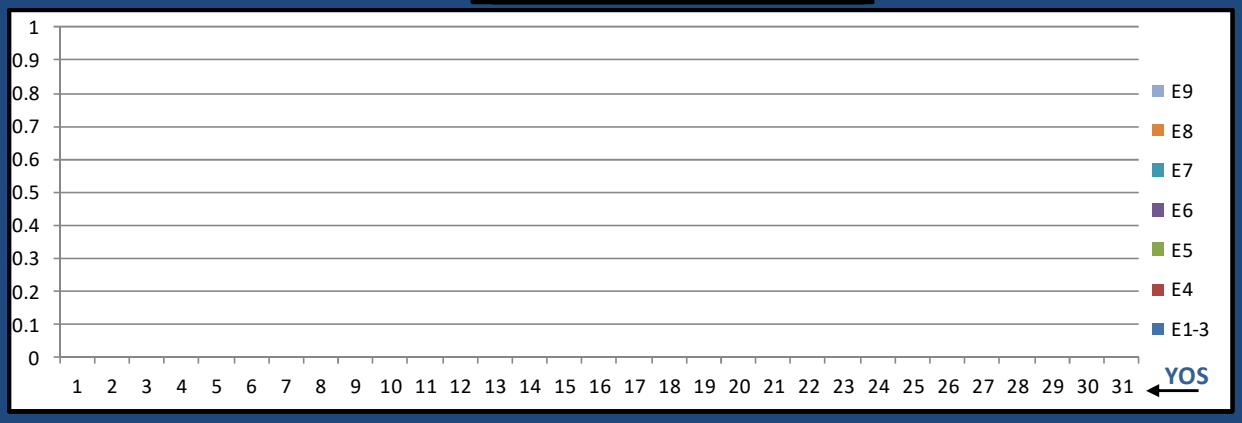

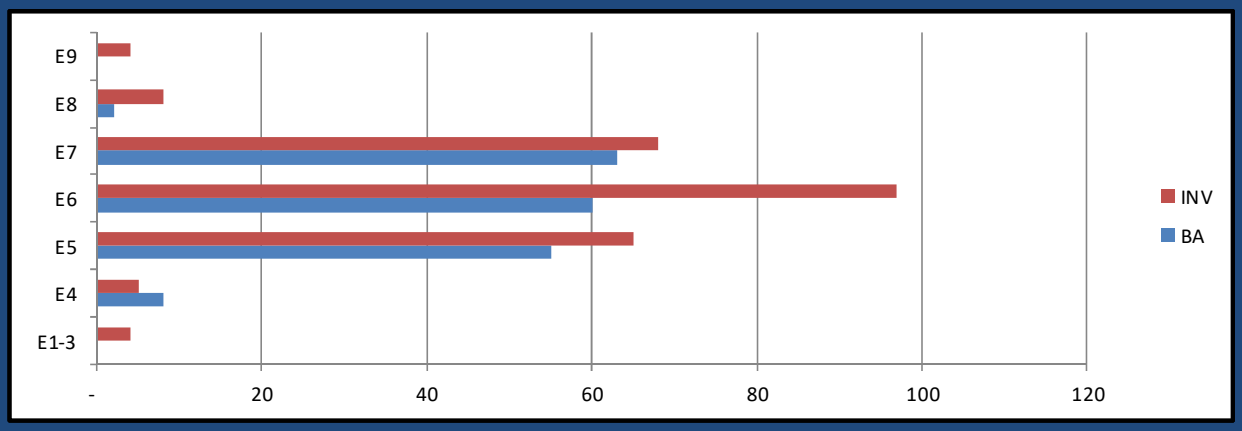

	E1-3	E4	E5	E6	E7	E8	E9	Total
%INV to BA	0%	63%	118%	162%	108%	400%	0%	**134%**
BA	-	8	55	60	63	2	-	**188**
Total Inventory	4	5	65	97	68	8	4	**251**
SJA Inventory	**113%**		**141%**		**123%**			

JUNE 2026 HM MANNING SNAPSHOT

TAR L04A AERO MED TECH

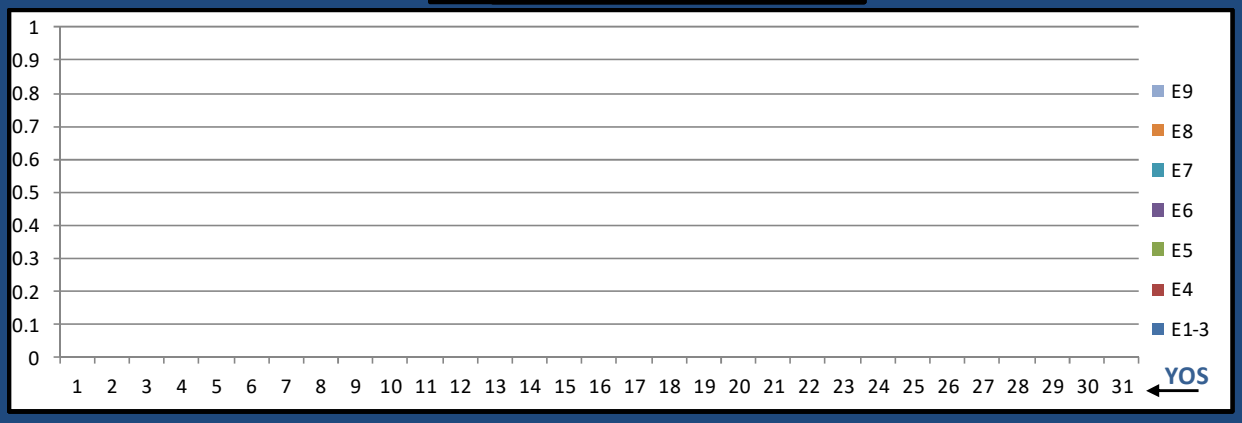

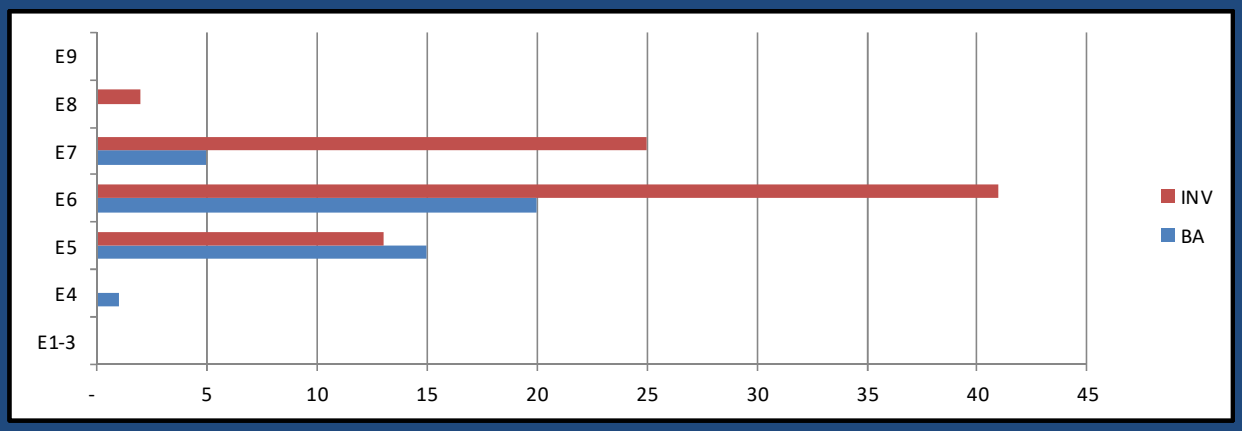

	E1-3	E4	E5	E6	E7	E8	E9	Total
%INV to BA	0%	0%	87%	205%	500%	0%	0%	**198%**
BA	-	1	15	20	5	-	-	**41**
Total Inventory	-	-	13	41	25	2	-	**81**
SJA Inventory	**0%**		**154%**		**540%**			

JUNE 2026 HM MANNING SNAPSHOT

TAR L10A SURFACE FORCE IDC

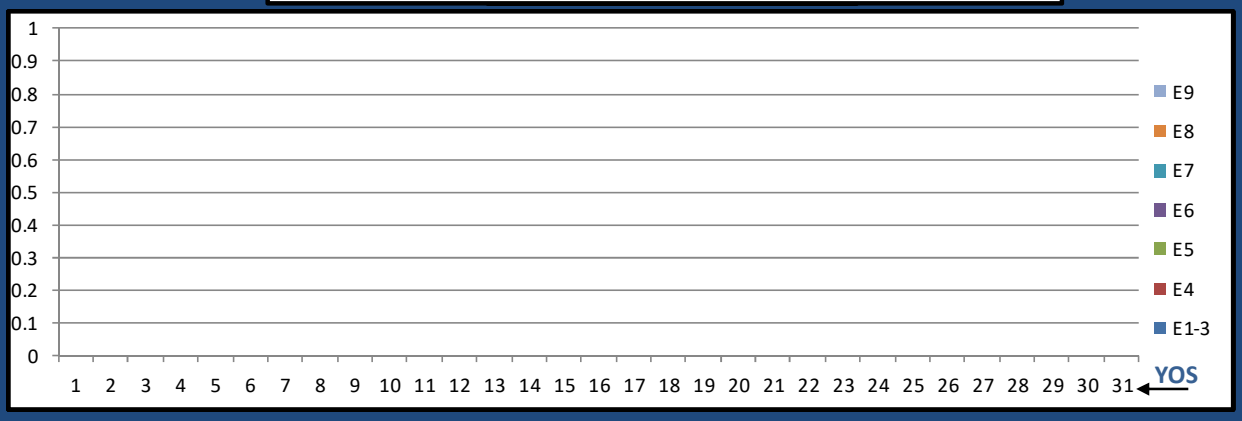

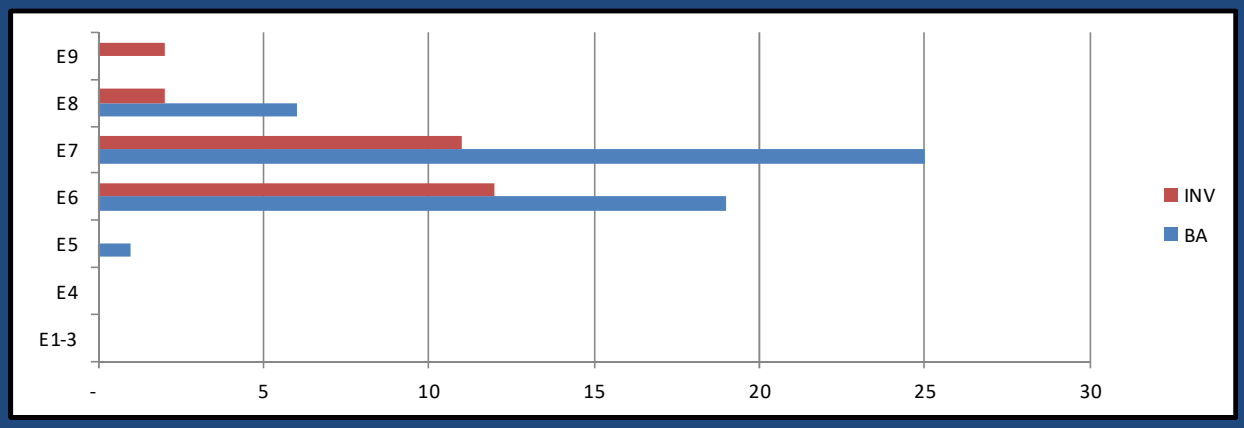

	E1-3	E4	E5	E6	E7	E8	E9	Total
%INV to BA	0%	0%	0%	63%	44%	33%	0%	**53%**
BA	-	-	1	19	25	6	-	**51**
Total Inventory	-	-	-	12	11	2	2	**27**
SJA Inventory	**#DIV/0!**		**60%**		**48%**			